



PoE Repeater

Operation Manual

DA-PR1101

Powered by ***Direct IP™***

Before Using the Product

FCC Compliance Statement

This device complies with part 15 of the FCC Rules.

Operation is subject to the following two conditions:

- (1) This device may not cause harmful interference, and
- (2) This device must accept any interference received, including interference that may cause undesired operation.

Note: This equipment has been tested and found to comply with the limits for a Class A digital device, pursuant to part 15 of the FCC Rules. These limits are designed to provide reasonable protection against harmful interference when the equipment is operated in a commercial environment.

This equipment generates, uses and can radiate radio frequency energy and, if not installed and used in accordance with the instructions, may cause harmful interference to radio communications. Operation of this equipment in a residential area is likely to cause harmful interference in which case the user will be required to correct the interference at his own expense.

User's Caution Statement

Caution: Any changes or modifications to the equipment not expressly approved by the party responsible for compliance could void your authority to operate the equipment.

User Precautions

Read all safety precautions carefully before using this product and adhere to them during use to prevent accidents. After reading the operation manual, keep it at a place where it will be easily accessible.

Installation Precautions

- Install the product in the order described in the operation manual.
- Do not touch or handle the product or cables with wet hands. Avoid installing the product in a moist or humid environment.
- The product generates heat under use. Install in a well-ventilated environment, away from heaters, gas stoves, and other heat-generating appliances.
- Do not disassemble, repair, or modify the product on your own. If a problem occurs, disconnect all the cables and contact the customer center.

Usage Precautions

- This product has been designed for indoor use only and cannot be used outdoors.
- Do not handle or touch the product or cables with wet hands.
- Do not use the product for purposes other than as intended.
- Protect the product from impact, liquids, and humidity.
- Do not disassemble or modify the product or remove the coating or stickers attached to the product.

Cleaning Precautions

- Use dry, soft cloth to clean the product.
- Do not use thinner, solvent, TCA, and other types of chemical products to clean the product.
- Clean off any dust or moisture present on the connector's contact points using dry cloth.

Product Overview

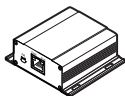
DA-PR1101 is a plug & play ethernet data and PoE repeater that transmits ethernet data and power over a UTP cable to devices located at distant places where a separate power supply is not available.

Product Features

- Transmits data and power to power devices such as a network camera over a UTP cable (no need for a separate power adapter).
- Automatically distinguishes between PoE and non-PoE devices and supports IEEE 802.3af specifications.
- Supports 10/100mbps data transmission and extends the range of data and power transmission to up to 130m. Can be paired with another DA-PR1101 device to further extend the range by another 130m.
- RJ45's LED indicates data and PoE connection status. You can use the PoE On/Off switch to manually disable PoE and use the product with a network camera that does not support PoE.
- A plug & play device that requires no configuration. Simply connect and start using.

Accessories

This product includes following accessories:



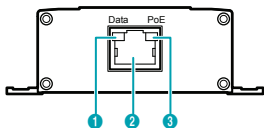
Main Unit
(DA-PR1101)



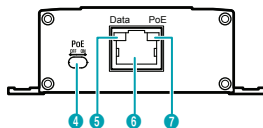
Operation Manual

Parts and Features

PoE IN



PoE OUT

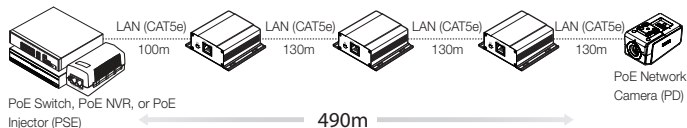
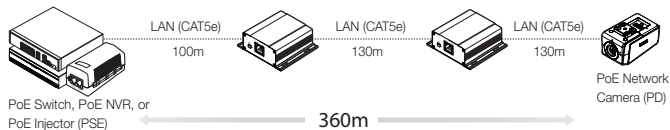
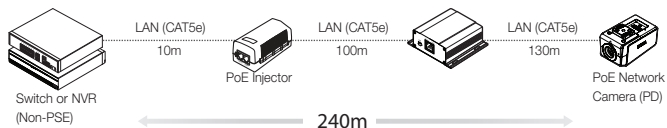
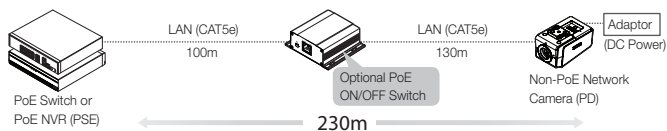
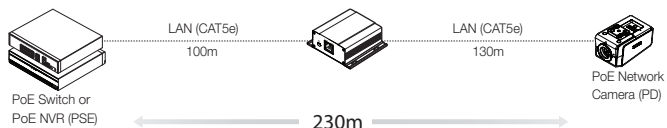


1	Data LED	Green LED indicates normal UTP cable connection status.
2	RJ45 Port	RJ45 connection port.
3	PoE LED	Orange LED indicates PoE is being supplied over the UTP cable.
4	PoE Switch	Used to turn PoE on/off. Turn PoE off if the device connected via the network cable does not support PoE.
5	Data LED	Green LED indicates normal UTP cable connection status.
6	RJ45 Port	RJ45 connection port.
7	PoE LED	Orange LED indicates PoE is being supplied over the UTP cable.



- DA-PR1101 receives power from PoE NVR, PoE injector (Manufacturer's model: DA-PI1101), or a power supply device such as PoE switch (Manufacturer's model: DH-2112PF/2128PF).
- Data and power from PoE NVR, PoE injector, or a power supply device such as PoE switch are received through the "PoE IN" port. Data and PoE LEDs indicate connection statuses.
- "PoE OUT" port connects to a powered device such as a network camera. Data and PoE LEDs indicate connection statuses.

Usage Example



Specifications

Model	DA-PR1101
Data & Power I/O	RJ45
UTP Cable	Cat5e or above
Power	DC 48V
Power	3.3V 400mA, 1.32W
PoE	IEEE 802.3af supported
Data Bandwidth	100Mbps
Maximum Extension Distance	130m per repeater (connect up to 3 repeaters for a maximum range of 390m) (Based on a 8W network camera. Maximum number of repeaters that can be connected may be less if using a network camera that consumes more than 8W of power.)
LED Indicators	Green: Data, Orange: PoE
Temperature	Operating Temperature: 0°C ~ 60°C Storage Temperature: -20°C ~ 85°C
Humidity	Max. 95%
Weight	118g
Dimensions	82 x 83 x 28 (mm)



IDIS Co., Ltd.

For more information, please visit at
www.idisglobal.com