

2018
PRODUCT
LINEUP
BROCHURE



Total
Video
Surveillance



It's Not the Same. It's IDIS.



About IDIS



One Solution. One Company.

IDIS is a global security company that designs, develops, and manufactures surveillance solutions for a wide range of commercial and public sector markets.

As the largest video surveillance manufacturer in South Korea, with headquarters and manufacturing facilities just outside of Seoul, IDIS operates across 50 countries and 100+ strategic partners. IDIS is a world-leading digital surveillance solution provider with more than two million recorders installed worldwide and over 16.5 million cameras utilizing IDIS technology.

The IDIS total surveillance solution meets the needs of an increasingly demanding security landscape. IDIS provides the benefit of an end-to-end, highest-quality total surveillance solution and delivers innovation that is user-friendly, flexible, and scalable, able to meet every surveillance need—all with unrivalled performance, quality, and low total cost of ownership.

The IDIS Strengths



One Solution. One Company.

IDIS designs, develops, manufactures, and supports its products and software all under one roof. For customers and partners, this means they can build a complete surveillance solution using products that seamlessly integrate from just one vendor. This simplifies the buying chain and provides local sales and technical support from a single vendor. Whether a large corporate enterprise, a retail chain, or single site, IDIS has a surveillance solution that meets the needs of an extensive range of businesses. With a broad lineup of one to eight megapixel IP cameras, four to 64 channel NVRs, monitors, network accessories, a choice of VMS, and our DirectCX lineup for customers looking to leverage existing coax cabling, IDIS has a solution that fits.



Innovation and R&D

IDIS has been a pioneer in digital video recording since 1997 and was established due to a passion for technology and an unyielding pursuit of innovation. With 10% of turnover reinvested in research and development (R&D) annually, IDIS is constantly developing new technologies and bringing new innovations to market, all which help our customers strengthen the safety and security of their people, facilities, and assets. At the same time, we have a commitment to delivering the world's ultimate surveillance experience through technology that is high-performance and reliable, yet simple to install and operate to ensure our customers are more efficient and more productive.



Low Total Cost of Ownership

Through our commitment to high quality, low power consumption, and reliable products that are simple to install, use, and maintain, we reduce the burden of implementation and training time while ensuring lower maintenance and energy costs, an extended product lifecycle, and a low total cost of ownership. Our flagship offering, DirectIP, comes with cost-free video management software (VMS) and apps—meaning absolutely zero licensing costs. IDIS Solution Suite, our enterprise-level VMS, is both scalable and modular, allowing our customers to only pay once for what they need without any ongoing service or maintenance fees.



Partnering for Success

Many of the relationships we have with our customers and partners have been in place for two decades, demonstrating our commitment to fostering long lasting and successful partnerships. We only succeed if our customers and partners succeed and we see them as full members of our team. In their own way, each is at the heart of both our business strategy and success. The IDIS “one team” philosophy encompasses our network’s many cultures, communities, and views and proves that we work best when we work together. Through the sharing of values and ideas, we are enriched by those around us. In turn, we empower each other to grow and succeed.



Reliability

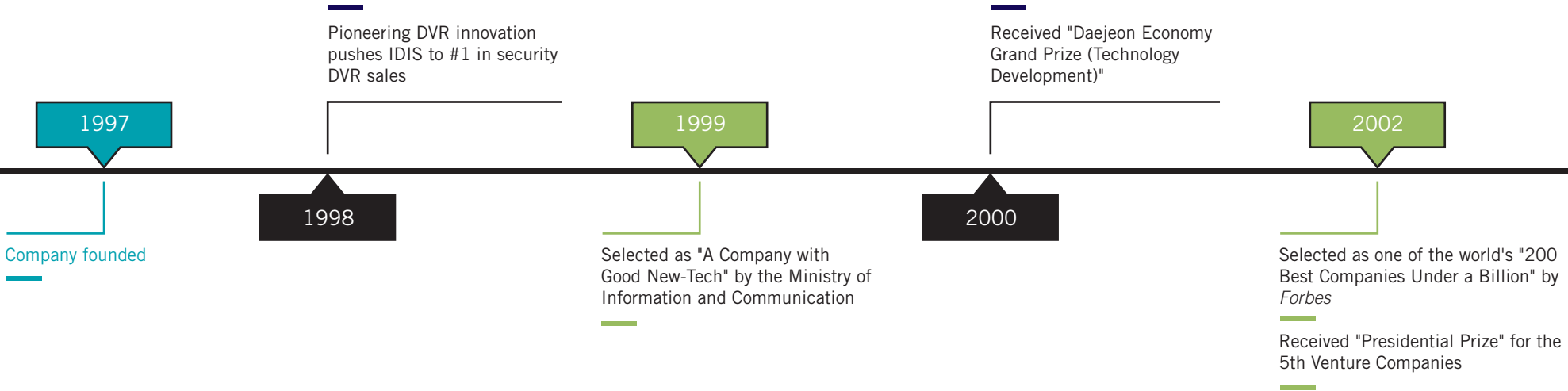
Reliability goes beyond the high quality products and solutions we proudly deliver each day. For IDIS, reliability means doing what we say we will do, when we say we will do it. From strictly adhering to global and local regulations to our certifications such as ISO14001, ISO900, ROHS, and Six Sigma, from our regular delivery of world-class technology to support at the local level, IDIS delivers reliable products and services that more than meet our customers’ expectations—they exceed them.

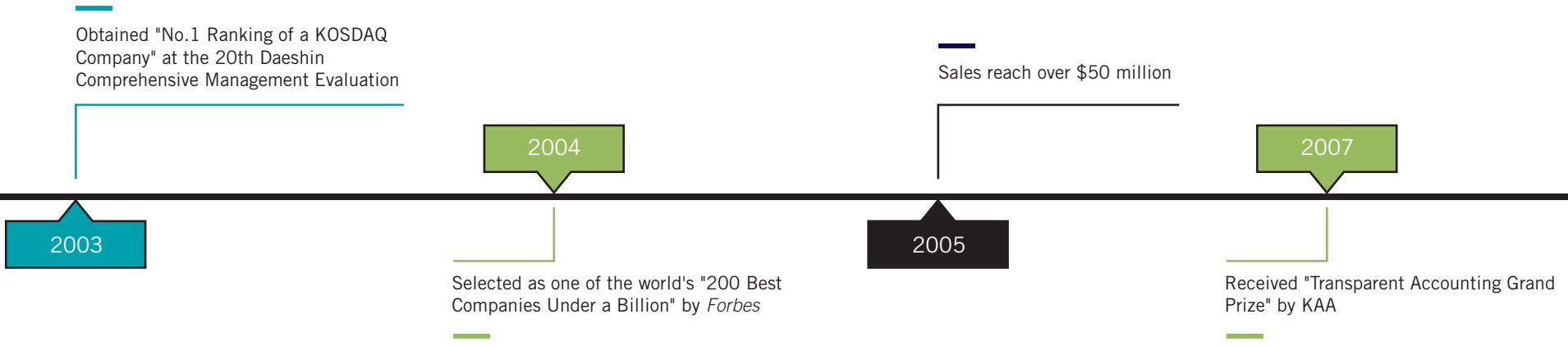


Integrity

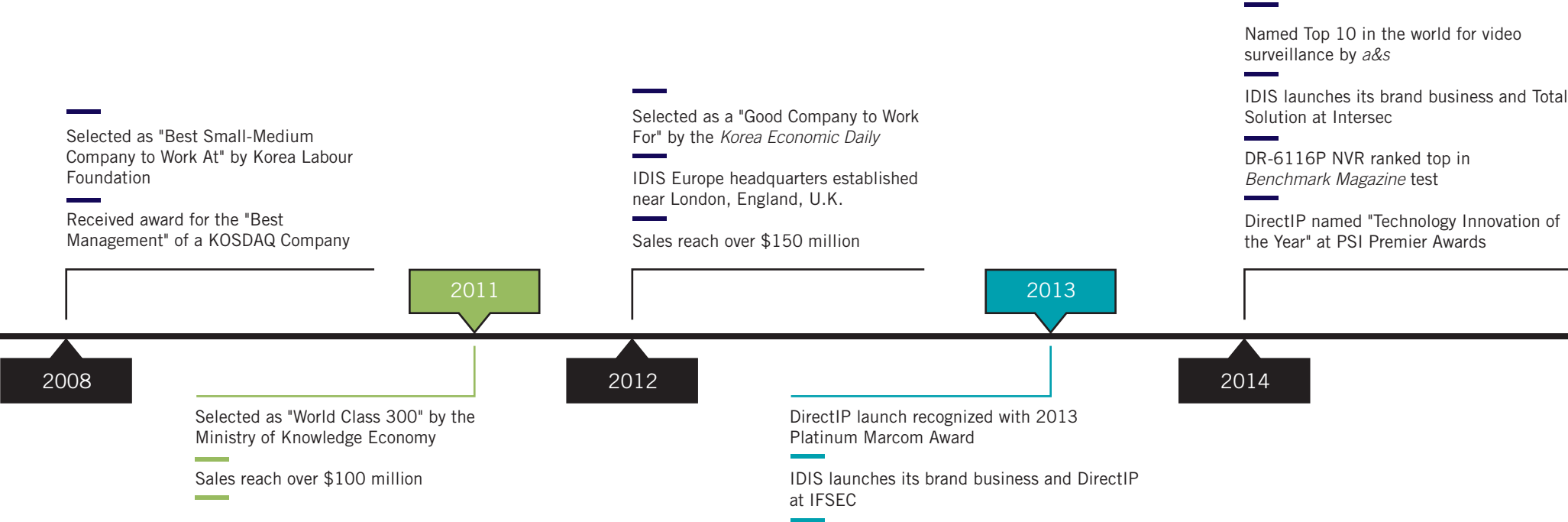
Our integrity means you can trust us and the technology we provide. We ensure we comply with the legal and regulatory requirements at both global and local levels and seek to be transparent at all times in the way we do business. We believe in open and candid communications with our customers and partners that build trust and ensure success. Our products are manufactured in house with consistency of quality and materials, so they can be trusted to deliver as promised. We continually innovate new technologies to ensure and preserve the integrity of the surveillance they provide.

IDIS Milestones





IDIS Milestones



2015

IDIS launches its brand business and Total Solution at ISC West

IDIS America headquarters established near Dallas, Texas, U.S.A.

IDIS Middle East / North Africa headquarters established in Dubai, U.A.E.

2016

Security Sales & Integration Security Solutions Award Official Runner-up

Security Products New Product of the Year Award for "Convergence & Integrated Software Solutions"

Awarded top honors for "Product and Technology" by the Korean Ministry of Trade, Industry and Energy

Awarded honors for "World Class Product of Korea" by the Korean Ministry of Trade, Industry and Energy

Named Top 10 global manufacturer for surveillance recorders by IHS

Double finalist at IFSEC's Security & Fire Excellence Awards

2017

IDIS celebrates its 20th anniversary

IDIS Smart UX Controls ranked as a finalist in the *Benchmark Magazine* Innovation Awards

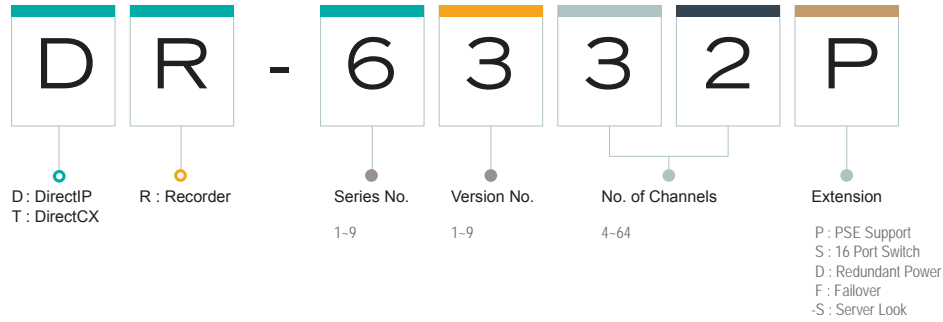
DR-8364D, IDIS Smart UX Controls v2.0 ranked as a finalist in the PSI Premier Awards

Named 2017 U.S. OSPAs "Outstanding Security Manufacturer" Finalist

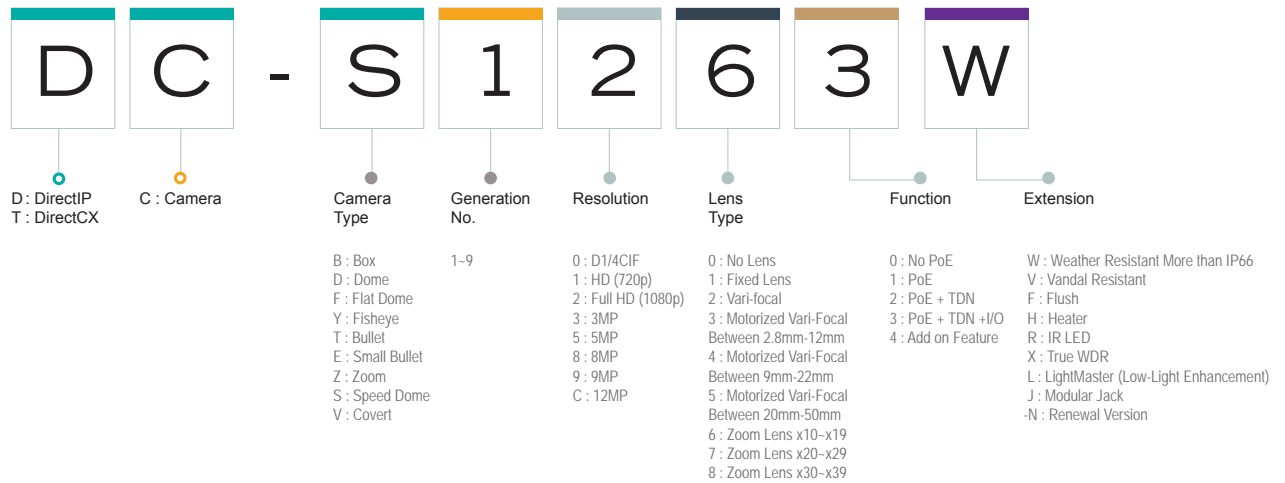
IDIS awarded the Prime Minister Citation 2017 by the Korea International Trade Association and the Korean Ministry of Trade, Industry, and Energy

Naming Structure

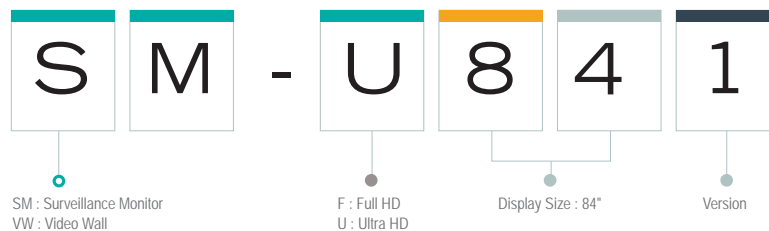
Network Video Recorders



Network Cameras



Displays






Direct IP[™]

IP without the PC

DirectIP's "IP without the PC" concept permits simple installation and configuration, allowing instant streaming once connected. Once connected to a network keyboard and mouse, DirectIP NVRs can setup and handle DirectIP cameras without a PC.



A True End-to-End
IP Video Surveillance Solution Platform

The IDIS DirectIP Difference

Managing Complexity Through Innovation

DirectIP™ is a one stop shop and affordable solution, delivering true plug-and-play simplicity to a range of cameras, monitors, and network video recorders (NVRs), with a full-featured, completely cost-free video management software (VMS). Remarkably simple to install and maintain, DirectIP goes beyond mere “plug-and-play” capability, delivering an auto-configured, pre-engineered solution that is affordable and high performing.



A Pre-Engineered Solution that Removes Guesswork without Restricting Choice

With IDIS DirectIP, say goodbye to the calculations and guess work previously required to determine the necessary specs for a PC server. Questions such as “What CPU do I need?” “What VGA will be required?” “How much RAM will the system need?” or “Is there enough network bandwidth?” no longer need to be asked. The only thing users have to determine is how much storage will be required and the DirectIP solution handles the rest.

Unprecedented Scalability for Any Surveillance Need

DirectIP systems are incredibly easy to scale up as required. The free IDIS Center VMS supports up to 1,024 DirectIP NVRs, which allows for the management of 64,000+ IP cameras, while IDIS Solution Suite supports an unlimited number of IP cameras. Multiple NVRs can be united as one system to create a mini matrix.

Reduced Maintenance Requirements Mean Lowered Costs

The IDIS end-to-end system eliminates worry over future backwards compatibility, which is guaranteed by IDIS, while the IDIS Center VMS is completely free of charge, eschewing licensing or annual upgrade fees.

Network Video Recorders

Make Your Surveillance Future Proof

Flexible, scalable, forward compatible technology
High performance and reliable solutions for every need
Simple legacy migration and off-the-shelf integration



IDIS 4 Channel NVR DR-1204P

- Up to five megapixel (MP) high resolution recording supported
- One month's recording retention with IDIS Intelligent Codec technology (1TB HDD)
- Compact, seamless design with built-in 4 channel PoE switch
- Super smooth and easy monitoring with free IDIS Center VMS
- Wide range of indoor and outdoor cameras that cover multiple applications
- HDMI / VGA simultaneous video output

Compact Design



The DR-1204P NVR has a truly compact and seamless design with a built-in four channel PoE switch.





Wall Mountable



Tabletop

DR-1200 Series	
DR-1204P	
Model Name	 
VIDEO	
Video Inputs	4 IP Channels
Max. Incoming Throughput	84Mbps
Supported Camera	-
Video Outputs	1 HDMI, 1 VGA
Display Resolution	1920 x 1200, 1920 x 1080, 1680 x 1050, 1600 x 1200
Display Speed	Up to 120ips
RECORDING	
Max. Throughput	32Mbps, 120ips @ Full HD
Recording Resolution	Up to 5MP (Depending on IP Camera)
Compression	H.264
Intelligent Codec	Supported
Recording Mode	Time-lapse, Event, Pre-event, Panic
PLAYBACK	
Performance	4ch Full HD Synchronous Playback
Search Mode	Time-lapse, Event Log, Thumbnail, Motion, Text-in
STORAGE	
HDD	SATA x 1 (Up to 4TB Capacity for Each Disk)
Total Capacity	6TB = 6TB x 1
NETWORK	
Client Connection	Fast Ethernet (Client) x 1
Video In Connection	Fast Ethernet (IP Camera) x 4
Transmission Speed	20Mbps / 50Mbps (BRP Mode)
Camera Power	PoE (IEEE 802.3at Class 4) Supported 4 Ports, 30W
Client Viewer	IDIS Center, IDIS Mobile, IDIS Web, IDIS Solution Suite
INTERFACE	
Audio In / Out	Local (NVR) : - / 1 HDMI IP Camera : 4 / 4 (Depending on IP Camera)
Alarm In / Out	Local(NVR) : - / - IP Camera : 4 / 4 (Depending on IP Camera)
Alarm Reset In	-
Serial Interface	-
USB	USB 2.0 x 2
GENERAL	
Operating System	Embedded Linux
Power Input	DC 56V 1.17A
Power Consumption	39.2W (for NVR), Max. 30W (for PSE)
Approvals	FCC, CE, KC

Model Name	DR-2300P Series			DR-6300P Series		
	DR-2304P	DR-2308P	DR-2316P	DR-6308P(-S)	DR-6316PS(-S)	DR-6332PS(-S)
						
VIDEO						
Video Inputs	4 IP Channels	8 IP Channels	16 IP Channels	8 IP Channels	16 IP Channels	32 IP Channels
Max. Incoming Throughput	140Mbps	230Mbps	300Mbps	230Mbps	300Mbps	350Mbps
Supported Camera	DirectIP, AXIS, PANASONIC, ONVIF			DirectIP, AXIS, PANASONIC, ONVIF		
Video Outputs	1 HDMI, 1 VGA			1 HDMI, 1 VGA		
Display Resolution	3840 x 2160, 1920 x 1200, 1920 x 1080, 1680 x 1050, 1600 x 1200			3840 x 2160, 1920 x 1200, 1920 x 1080, 1680 x 1050, 1600 x 1200		
Display Speed	Up to 120ips	Up to 240ips	Up to 480ips	Up to 240ips	Up to 480ips	Up to 960ips
RECORDING						
Max. Throughput	50Mbps, 120ips @ Full HD, 60ips @ 4K (UHD)	100Mbps, 240ips @ Full HD, 120ips @ 4K (UHD)	160Mbps, 480ips @ Full HD, 120ips @ 4K (UHD)	100Mbps, 240ips @ Full HD, 120ips @ 4K (UHD)	160Mbps, 480ips @ Full HD, 120ips @ 4K (UHD)	230Mbps, 960ips @ Full HD, 120ips @ 4K (UHD)
Recording Resolution	Up to 12MP (Depending on IP Camera)			Up to 12MP (Depending on IP Camera)		
Compression	H.265, H.264			H.265, H.264		
Intelligent Codec	Supported			Supported		
Recording Mode	Time-lapse, Event, Pre-event, Panic			Time-lapse, Event, Pre-event, Panic		
PLAYBACK						
Performance	4ch 4K, Playback	8ch Full HD Synchronous Playback, 4ch 4K Playback	16ch Full HD Synchronous Playback, 4ch 4K Playback	8ch Full HD Synchronous Playback, 4ch 4K Playback	16ch Full HD Synchronous Playback, 4ch 4K Playback	
Search Mode	Time-lapse, Event Log, Thumbnail, Motion, Text-in			Time-lapse, Event Log, Thumbnail, Motion, Text-in		
STORAGE						
HDD	SATA x 2, eSATA x 1 (Up to 8TB Capacity for Each Disk)			SATA x 6, eSATA x 4 (Up to 8TB Capacity for Each Disk) RAID 1 Supported		
Total Capacity	48TB = 8TB x (2 + 1 x 4)			176TB = 8TB x (6 (Internal) + 4 x 4 (External))		
NETWORK						
Client Connection	Gigabit Ethernet (Client) x 1			Gigabit Ethernet (Client) x 1		
Video In Connection	Fast Ethernet (IP Camera) x 4	Fast Ethernet (IP Camera) x 8 + Gigabit Ethernet (Ext) x 1	Fast Ethernet (IP Camera) x 8 + Gigabit Ethernet (Ext) x 1	Gigabit Ethernet (IP Camera) x 8 + Gigabit Ethernet (Ext) x 1	Gigabit Ethernet (IP Camera) x 16 + Gigabit Ethernet (Ext) x 1	Gigabit Ethernet (IP Camera) x 16 + Gigabit Ethernet (Ext) x 1
Transmission Speed	50Mbps / 100Mbps (BRP Mode)			50Mbps / 100Mbps (BRP Mode)		
Camera Power	PoE (IEEE 802.3at Class 4) Supported 4 Ports, 30W	PoE (IEEE 802.3at Class 4) Supported 8 Ports, 50W	PoE (IEEE 802.3at Class 4) Supported 8 Ports, 50W	PoE(IEEE 802.3at Class 4) Supported 8 Ports, 120W	PoE(IEEE 802.3at Class 4) Supported 16 Ports, 120W	
Client Viewer	IDIS Center, IDIS Mobile, IDIS Web, IDIS Solution Suite			IDIS Center, IDIS Mobile, IDIS Web, IDIS Solution Suite		
INTERFACE						
Audio In / Out	Local (NVR) : - / 1 RCA + 1 HDMI IP Camera : 4 / 4 (Depending on IP Camera)	Local (NVR) : - / 1 RCA + 1 HDMI IP Camera : 8 / 8 (Depending on IP Camera)	Local (NVR) : - / 1 RCA + 1 HDMI IP Camera : 16 / 16 (Depending on IP Camera)	Local (NVR) : 1 RCA / 1 RCA + 1 HDMI IP Camera : 8 / 8 (Depending on IP Camera)	Local (NVR) : 1 RCA / 1 RCA + 1 HDMI IP Camera : 16 / 16 (Depending on IP Camera)	Local (NVR) : 1 RCA / 1 RCA + 1 HDMI IP Camera : 32 / 32 (Depending on IP Camera)
Alarm In / Out	Local (NVR) : 4 / 1 IP Camera : 4 / 4 (Depending on IP Camera)	Local (NVR) : 4 / 1 IP Camera : 8 / 8 (Depending on IP Camera)	Local (NVR) : 4 / 1 IP Camera : 16 / 16 (Depending on IP Camera)	Local (NVR) : 4 / 1 IP Camera : 8 / 8 (Depending on IP Camera)	Local (NVR) : 4 / 1 IP Camera : 16 / 16 (Depending on IP Camera)	Local (NVR) : 4 / 1 IP Camera : 32 / 32 (Depending on IP Camera)
Alarm Reset In	-			1		
Serial Interface	RS232 (Terminal Block)			RS232 (Terminal Block), RS485 (Terminal Block)		
USB	USB 2.0 x 1, USB 3.0 x 1			USB 2.0 x 1, USB 3.0 x 1		
GENERAL						
Operating System	Embedded Linux			Embedded Linux		
Power Input	DC 12V 1.76A (for NVR), DC 48V 0.65A (for PSE)	DC 12V 1.76A (for NVR), DC 48V 1.1A (for PSE)	DC 12V 1.76A (for NVR), DC 48V 1.1A (for PSE)	AC 100-240 V, 50/60Hz, 3.0 - 1.5A		
Power Consumption	Max. 21.12W (for NVR), Max. 31.2W (for PSE)	Max. 21.12W (for NVR), Max. 52.8W (for PSE)	Max. 21.12W (for NVR), Max. 52.8W (for PSE)	Max. 200W (With 6 HDDs)		
Approvals	FCC, CE, KC			FCC, UL, CE, CB, KC		

8300 Series 64 Channel Real-time Full HD Recorder

Model Name	DR-8300 Series	
	DR-8364	DR-8364D
		
VIDEO		
Video Inputs	64 IP Channels	64 IP Channels
Max. Incoming Throughput	900Mbps	900Mbps
Supported Camera	DirectIP, AXIS, PANASONIC, ONVIF	DirectIP, AXIS, PANASONIC, ONVIF
Video Outputs	1 HDMI, 1 VGA	1 HDMI, 1 VGA
Display Resolution	3840 x 2160, 1920 x 1200, 1920 x 1080, 1680 x 1050, 1600 x 1200	3840 x 2160, 1920 x 1200, 1920 x 1080, 1680 x 1050, 1600 x 1200
Display Speed	Up to 1920ips	Up to 1920ips
RECORDING		
Max. Throughput	400Mbps, 1920ips @ Full HD, 240ips @ 4K (UHD)	400Mbps, 1920ips @ Full HD, 240ips @ 4K (UHD)
Recording Resolution	Up to 12MP (Depending on IP Camera)	Up to 12MP (Depending on IP Camera)
Compression	H.265, H.264	
Intelligent Codec	Supported	
Recording Mode	Time-lapse, Event, Pre-event, Panic	Time-lapse, Event, Pre-event, Panic
PLAYBACK		
Performance	16ch Full HD Synchronous Playback 4ch 4K Playback	16ch Full HD Synchronous Playback 4ch 4K Playback
Search Mode	Time-lapse, Event Log, Thumbnail, Motion, Text-in	Time-lapse, Event Log, Thumbnail, Motion, Text-in
STORAGE		
HDD	SATA x 8, eSATA x 4 (Up to 6TB Capacity for Each Disk), RAID 1, 5, 10 Supported	SATA x 8, eSATA x 4 (Up to 6TB Capacity for Each Disk), RAID 1, 5, 10 supported
Total Capacity	144TB = 6TB x (8 (Internal) + 4 x 4 (External))	144TB = 6TB x (8 (Internal) + 4 x 4 (External))
NETWORK		
Client Connection	Gigabit Ethernet (Client) x 1	Gigabit Ethernet (Client) x 1
Video In Connection	Gigabit Ethernet (Video In) x 3, SFP (Video In) x 2	Gigabit Ethernet (Video In) x 3, SFP (Video In) x 2
Transmission Speed	400Mbps / 500Mbps (BRP Mode)	400Mbps / 500Mbps (BRP Mode)
Camera Power	-	-
Client Viewer	IDIS Center, IDIS Mobile, IDIS Web, IDIS Solution Suite	IDIS Center, IDIS Mobile, IDIS Web, IDIS Solution Suite
INTERFACE		
Audio In / Out	Local (NVR) : 1 RCA / 1 RCA + 1 HDMI IP Camera : 64 / 64 (Depending on IP Camera)	Local (NVR) : 1 RCA / 1 RCA + 1 HDMI IP Camera : 64 / 64 (Depending on IP Camera)
Alarm In / Out	Local (NVR) : 4 / 1 IP Camera : 64 / 64 (Depending on IP Camera)	Local (NVR) : 4 / 1 IP Camera : 64 / 64 (Depending on IP Camera)
Alarm Reset In	1	1
Serial Interface	RS232 (Terminal Block), RS485 (Terminal Block)	RS232 (Terminal Block), RS485 (Terminal Block)
USB	USB 2.0 x 2, USB 3.0 x 1	USB 2.0 x 2, USB 3.0 x 1
GENERAL		
Operating System	Embedded Linux	Embedded Linux
Power Input	AC 100-240 V, 50/60Hz, 2.0 - 1.0A	AC 100-240 V, 50/60Hz, 2.0 - 1.0A (Redundant SMPS)
Power Consumption	120W (With 8 HDDs)	120W (With 8 HDDs)
Approvals	FCC, UL, CE, CB, KC	FCC, UL, CE, CB, KC

IDIS

Enterprise NVR


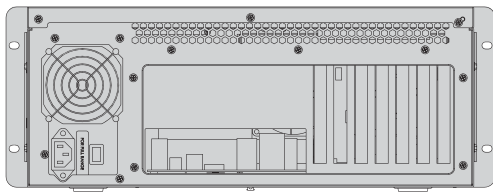
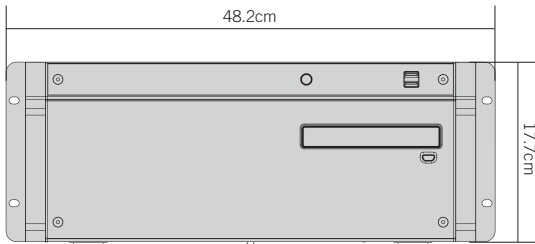


IR-100

The IDIS Enterprise network video recorder (NVR) is designed with a perfect balance of performance, expandability, reliability, and manageability to provide an industry-leading, world-class security solution. It is built using best-in-class components that provide flexibility and scalability that are needed to design a video system suited for a variety of end-user applications. Pre-installed IDIS Solution Suite video management software (VMS) provides greater control of situations through the monitoring of multiple cameras and enhanced operational flexibility by centralized management, together with cost effective recording and integration capabilities.

- Pre-installed with IDIS Solution Suite VMS
- Tested and validated with IDIS Solution Suite up to 32 Full HD H.264 / 265 IP cameras
- Storage configuration: 5 SATA + 1 eSATA Ports
- Supports up to 32 Full HD cameras in real-time for enterprise-level surveillance systems
- 352Mbps maximum recording bandwidth per server
- Complete compatibility with IDIS components : IP cameras, analog DVR, DirectCX TVR, DirectIP NVR, and encoders
- 4U rack mount chassis
- Supports H.264, H.265 compression, and Intelligent Codec
- Supports Onvif Profile S, Axis, Panasonic, etc.

DIMENSIONS



SPECIFICATIONS

IR-100		
SYSTEM	IDIS Solution Suite	Compatible with Expert and Federation Version 2.6.0 or Higher
	Network Connection	2 GbE RJ-45 Ports (1000Base-T)
	Recording Data Rate	Up to 352Mbps
	Number of Cameras	32Ch Recommended
	Hard Disk Drive Configuration	5 SATA + 1 eSATA
	SSD	-
	Operating System	Microsoft® Windows Embedded Standard 8
	Processor	Intel® I7-6700, 3.4GHz
	Memory	DDR4 PC-17000, 8GB
	Video Outputs	1 HDMI, 1 DP, 1 VGA
	USB	6 (2 Front USB 2.0 + 2 Back USB 3.0 + 2 Back USB 2.0)
	RS-232	1 (DB9)
MECHANICAL	Optical Drive	1 DVD-RW
	Form Factor	4U Rack Mount Chassis
	Dimensions (W x D x H)	440mm x 177mm x 462mm (17.3" x 7.0" x 18.2")
ELECTRICAL	Weight	33.7 lbs (15.3kg)
	Power Input	AC 100-240 V, 50/60Hz, 2.0 - 1.0A
	Power Supply	Single Power
ENVIRONMENTAL	Power Consumption	100W
	Operating Temperature	5°F to 40°F (41°C to 104°C)
ACCESSORIES SUPPLIED	Operating Humidity	0% to 90%
	Power Cord	1
GENERAL	Approvals	FCC, CE, CB, UL

* The network connector is not designed to be connected directly with cable or wire intended for outdoor use.

IDIS Security Workstation



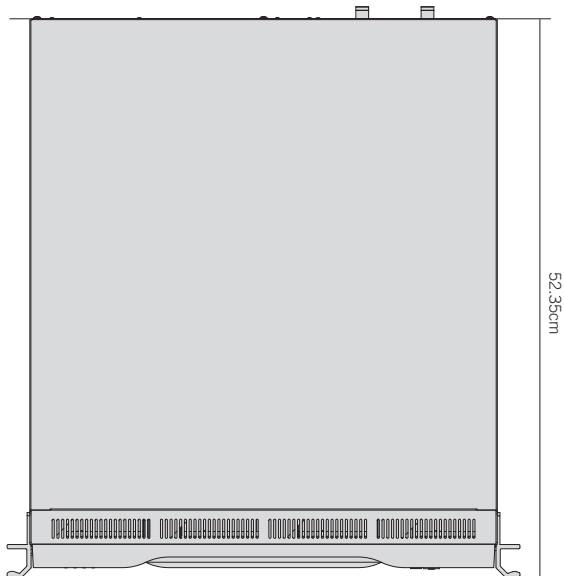
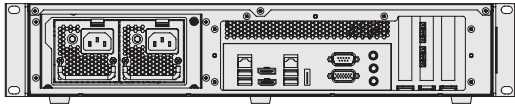
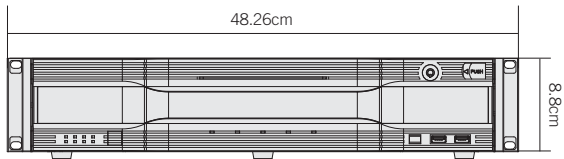
IR-300

IDIS Security Workstation IR-300 enables to establish satisfying and quick surveillance system with high performance, reliability and manageability.

OS(Operating system) stably installed in SSD and IDIS Solution Suite VMS support wonderful operation up to large systems and ensure important data retention through RAID and Redundant Power. IR-300 is the perfect product to build powerful and economical surveillance system.

- Pre-installed with IDIS Solution Suite VMS
- Tested and validated with IDIS Solution Suite up to 64 Full HD H.264 / 265 IP cameras
- Storage configuration: 8 SATA + 3 eSATA Ports
- Supports up to 64 Full HD cameras in real-time for enterprise-level surveillance systems
- 400Mbps maximum recording bandwidth per server
- Complete compatibility with IDIS components : IP cameras, analog DVR, DirectCX TVR, DirectIP NVR, and encoders
- 2U rack mount chassis
- Supports H.264, H.265 compression, and Intelligent Codec
- Supports Onvif Profile S, Axis, Panasonic, etc

DIMENSIONS



SPECIFICATIONS

IR-300		
SYSTEM	IDIS Solution Suite	Compatible with Expert and Federation Version 2.8.0 or Higher
	Network Connection	2 GbE RJ-45 Ports (1000Base-T)
	Recording Data Rate	Up to 400Mbps
	Number of Cameras	64Ch Recommended
	Hard Disk Drive Configuration	8 SATA + 3 eSATA, RAID 1, 5, 10 Supported
	SSD	120G SSD for Operating System (M.2 type)
	Operating System	Microsoft® Windows Embedded Standard 8
	Processor	Intel® I7-7700, 3.6GHz
	Memory	DDR4 PC-17000, 16GB
	Video Outputs	1 HDMI, 1 DP, 1 VGA
	USB	6 (2 Front USB 2.0 + 2 Back USB 3.0 + 2 Back USB 2.0)
	RS-232	1 (DB9)
Optical Drive	-	
MECHANICAL	Form Factor	2U Rack Mount Chassis
	Dimensions (W x D x H)	482.6mm x 88mm x 523.5mm (19in x 3.5in x 20.6in)
	Weight	23.2lbs (10.5kg)
ELECTRICAL	Power Input	AC 100-240V~, 50/60Hz, 6.0 - 3.0A (Redundant)
	Power Supply	Dual Power (Redundant SMPS)
	Power Consumption	100W
ENVIRONMENTAL	Operating Temperature	0° to 40°C (32° to 104°F)
	Operating Humidity	0% to 90%
ACCESSORIES SUPPLIED	Power Cord	1
GENERAL	Certifications	FCC, CE, CB, UL

IDIS

Enterprise NVR

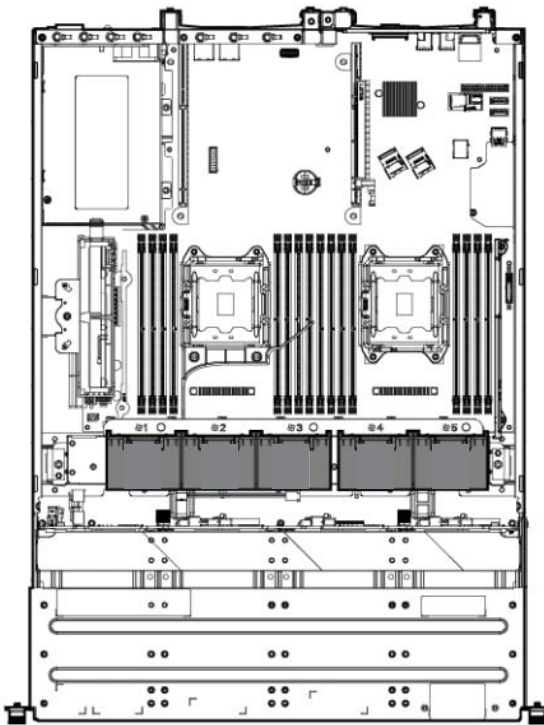
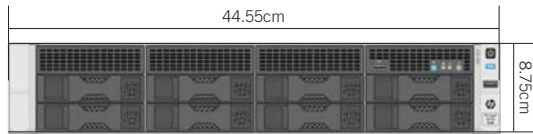


IR-1000

The IDIS Enterprise network video recorder (NVR) is designed with a perfect balance of performance, expandability, reliability, and manageability to provide an industry-leading, world-class security solution. It is built using best-in-class components that provide flexibility and scalability that are needed to design a video system suited for a variety of end-user applications. Pre-installed IDIS Solution Suite video management software (VMS) provides greater control of situations through the monitoring of multiple cameras and enhanced operational flexibility by centralized management, together with cost effective recording and integration capabilities.

- Pre-installed with IDIS Solution Suite VMS
- Tested and validated with IDIS Solution Suite up to 256 Full HD H.264 / 265 IP cameras
- Supports up to 256 Full HD cameras in real-time for enterprise-level surveillance systems
- 1,536Mbps (192MBps) maximum recording bandwidth per server
- Redundancy of power for mission-critical reliability
- Complete compatibility with IDIS components : IP cameras, analog DVR, DirectCX TVR, DirectIP NVR, and encoders
- Equipped with RAID 5 recording, hot swappable
- 2U rack mount chassis with sliding rails and cable management arm, for ease of serviceability
- Supports H.264, H.265 compression, and Intelligent Codec
- Supports Onvif Profile S, Axis, Panasonic, etc.

DIMENSIONS



SPECIFICATIONS

IR-1000		
SYSTEM	IDIS Solution Suite	Compatible with Expert and Federation Version 2.6.0 or Higher
	Network Connection	4 GbE RJ-45 Ports (1000Base-T)
	Recording Data Rate	Up to 1536Mbps (192MBps)
	Number of Cameras	Up to 256
	Recording Storage	8 Bay
	Hard Disk Drive Configuration	Up to 8 x Large Form Factor Near-line SATA Hard Disk Drives, Hot-swappable, RAID 5
	Operating System	Microsoft® Windows Embedded Standard 8 / Microsoft® Windows Server 2012 R2 (Optional)
	Processor	Intel® Xeon® Processor E5-2620v4 : 2.1GHz / 8-core / DDR4 2133
	Memory	8GB RAM (1 x 8GB DDR4-2133MHz RDIMMs)
	Video Outputs	1 VGA
MECHANICAL	Optical Drive	1 DVD-RW (Optional, External)
	Form Factor	2U Rack Mount Chassis
	Dimensions (W x D x H)	445.4mm x 607mm x 87.5mm (17.54in x 23.9in x 3.44in)
	Weight	Maximum 42.31lb (19.19kg)
ELECTRICAL	Power Input	100-240V AC
	Power Supply	Single / Redundant, Hot Swappable (Optional)
	Power Consumption	900W
ENVIRONMENTAL	Operating Temperature	10° to 35°C (50° to 95°F)
	Storage Temperature	-30° to 60°C (-22° to 140°F)
	Operating Humidity	8% to 90% Relative Humidity
	Non-operating Humidity	5% to 95% Relative Humidity, 38.7°C (101.7°F) Maximum Wet Bulb Temperature, Non-condensing
	Operating Vibration	Random Vibration at 0.000075 G ² /Hz, 10Hz to 300Hz, (0.15 G's Nominal)
	Storage Vibration	Random Vibration at 0.0005 G ² /Hz, 10Hz to 500Hz, (0.5 G's Nominal)
	Operating Shock	2 Gs (The Values Represent a Peak Input Acceleration During 11ms Half-sine Shock Pulse)
	Storage Shock	15 Gs (The Values Represent a Peak Input Acceleration During 11ms Half-sine Shock Pulse)
SUPPLIED	Operating Altitude	3048m (10,000ft)
	Storage Altitude	9144m (30,000ft)
ACCESSORIES SUPPLIED	Rack Mount Kit	Brackets, Rails, Hardware
	Cable Management Arm	Yes
	Rack Bezel	1, Front
CERTIFICATIONS	Power Cord	1
	Emissions Classification (EMC)	FCC Rating Class A CISPR 22; EN55022; EN55024; FCC CFR 47; Pt 15; ICES-003; CvNS14336-1; CNS13438; GB4943; GB9254; EN 61000-3-2; EN61000-
	Directives	RoHS, Reach (SVHC), WEEE

ORDERING INFORMATION

Part Number	Description
IR-1000-4TB W8E SP	IDIS Enterprise NVR, 4TB / Single Power Supply with Microsoft Windows Embedded Standard 8 and IDIS Solution Suite Expert
IR-1000-16TB W8E SP	IDIS Enterprise NVR, 16TB, RAID5 / Single Power Supply with Microsoft Windows Embedded Standard 8 and IDIS Solution Suite Expert
IR-1000-32TB W8E SP	IDIS Enterprise NVR, 32TB, RAID5 / Single Power Supply with Microsoft Windows Embedded Standard 8 and IDIS Solution Suite Expert
IR-1000-48TB W8E SP	IDIS Enterprise NVR, 48TB, RAID5 / Single Power Supply with Microsoft Windows Embedded Standard 8 and IDIS Solution Suite Expert
IR-1000-16TB WS12 SP	IDIS Enterprise NVR, 16TB, RAID5 / Single Power Supply with Microsoft Windows Server 2012 R2 and IDIS Solution Suite Expert
IR-1000-32TB WS12 SP	IDIS Enterprise NVR, 32TB, RAID5 / Single Power Supply with Microsoft Windows Server 2012 R2 and IDIS Solution Suite Expert
IR-1000-48TB WS12 SP	IDIS Enterprise NVR, 48TB, RAID5 / Single Power Supply with Microsoft Windows Server 2012 R2 and IDIS Solution Suite Expert
IR-1000-16TB W8E DP	IDIS Enterprise NVR, 16TB, RAID5 / Redundant Power with Microsoft Windows Embedded Standard 8 and IDIS Solution Suite Expert
IR-1000-32TB W8E DP	IDIS Enterprise NVR, 32TB, RAID5 / Redundant Power with Microsoft Windows Embedded Standard 8 and IDIS Solution Suite Expert
IR-1000-48TB W8E DP	IDIS Enterprise NVR, 48TB, RAID5 / Redundant Power with Microsoft Windows Embedded Standard 8 and IDIS Solution Suite Expert
IR-1000-16TB WS12 DP	IDIS Enterprise NVR, 16TB, RAID5 / Redundant Power with Microsoft Windows Server 2012 R2 and IDIS Solution Suite Expert
IR-1000-32TB WS12 DP	IDIS Enterprise NVR, 32TB, RAID5 / Redundant Power with Microsoft Windows Server 2012 R2 and IDIS Solution Suite Expert
IR-1000-48TB WS12 DP	IDIS Enterprise NVR, 48TB, RAID5 / Redundant Power with Microsoft Windows Server 2012 R2 and IDIS Solution Suite Expert
IR-1000-3Y WTY NBD	3 Year Next Day Full Care Service
IR-1000-3Y WTY 24HR	3 Year 24/7 Full Care Service

IDIS

Expansion Storage


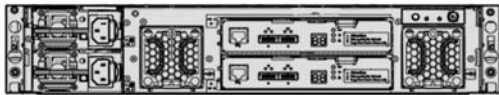
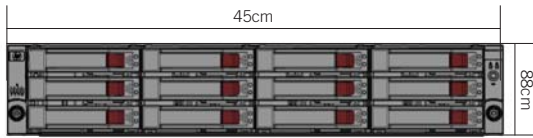


IS-1000

The expansion storage of an IDIS Enterprise NVR provides greater flexibility to increase storage capacity in a world-class security solution. Hot-swappable disk drives, power supplies, and coolings guarantee a system that runs without recording disruption. Pre-failure alerts generated by extensive fault prediction capabilities minimize a risk of failure in an IDIS enterprise security system. Storage capacity can grow easily up to eight expansion storage or 96 drives without IT expertise. Flexibility to mix and match SAS and SATA drives in the same enclosure provides more options of disks for storage expansion.

- Storage capacity expansion with IDIS Enterprise NVR
- RAID 5 and 6 hard disk configuration
- Cascading up to eight expansion storage (up to 96 drives) in a dual domain configuration
- Redundant power and cooling for storage reliability
- Standard and integrated set of Smart Array management and utility software
- Hot-swappable hard disk drives, power supplies, and coolings
- Extensive faulty prediction capability
- 2U rack mount chassis

DIMENSIONS



SPECIFICATIONS

IS-1000		
SYSTEM	Hard Disk Drive Configuration	Up to 12 x SATA Hard Disk Drives, Hot-swappable, RAID 5 / RAID 6 (Optional)
	Recording Storage Capacity	Up to 72TB Raw, 60TB Effective (RAID 6 - 12TB, 12 Bay), 66TB Effective (RAID 5 - 6TB, 12 Bay)
	Interface to IR-1000	IPass (Mini-SAS), Two (One In, Other is Out)
	Cascading	Up to 8 Expansion Storage in a Dual Domain configuration
MECHANICAL	Form Factor	2U Rack Mount Chassis
	Dimensions (W x D x H)	450mm x 567mm x 88mm (17.99in x 22.3in x 3.47in)
	Weight	Maximum 59.97lb (27.2kg)
ELECTRICAL	Power Input	100-240V AC
	Power Supply	Redundant, Hot Swappable
	Power Consumption	300W
ENVIRONMENTAL	Operating Temperature	10°C to 35°C (50°F to 95°F)
	Storage Temperature	-40°C to 66°C (-40°F to 150°F)
	Operating Humidity	10% to 90% Relative Humidity 28°C (82.4°F) Maximum Wet Bulb Temperature Non-condensing
	Non-operating Humidity	5% to 95% Relative Humidity
	Operating Altitude	3048m (10,000ft)
	Storage Altitude	9144m (30,000ft)

ORDERING INFORMATION

Part Number	Description
IS-1000-EXE1-CNTR	Controller Card for Connecting Storage Expansion to an IDIS Enterprise NVR
IS-1000-EXE1-3TB-RD5	3TB / SAS Cable
IS-1000-EXE1-48TB-RD5	48TB RAID5 Expansion / SAS Cable
IS-1000-EXE1-48TB-RD6	48TB RAID6 Expansion / SAS Cable
IS-1000-EXE1-72TB-RD5	72TB RAID5 Expansion / SAS Cable
IS-1000-EXE1-72TB-RD6	72TB RAID6 Expansion / SAS Cable
IS-1000-EXE1-3Y WTY 24HR	3 Year 24/7 Full Care Service



IDIS SUPER 4K Camera



High Resolution Network Cameras



Quadruple video streaming for
real-time IP surveillance

DirectIP™ network cameras provide high resolution image quality using a megapixel image sensor and seamless images by quadruple multimedia data streaming technology. Once you install and connect DirectIP network cameras and NVRs, the system will automatically display live video without any configuration. With a wide range of cameras available, you can find a network camera to meet your surveillance and environmental needs.

Model Name	Lens
	DCL-M2880P
	 
Specification	Vari-focal P-Iris 3MP IR
Imager Size	1/2.7"
Mount Type	CS
Focal Length	2.8 ~ 8mm
Aperture Range	F/1.2 ~ Close
Field of View	Wide : 124.1°(H) x 65.1°(V) x 140.1°(D) Tele : 43.0°(H) x 24.1°(V) x 49.2°(D)
M.O.D.	0.3m
Iris Control	P-Iris
Dimension	Ø43.2 x 55.78mm
Flange Back Length	12.5mm
Weight	68g
Operating Temperature	-20°C ~ 60°C

Model Name	DC-B3303X	DC-B1803
	 	
Image Sensor	1/2.8" CMOS	1/2.3" CMOS
Max. Resolution	2048 x 1536	3840 x 2160
Lens Type	Optional (C/CS mount)	Optional (C/CS Mount)
Iris Control	P-iris / DC Auto Iris / Manual Iris	P-Iris / DC Auto Iris / Manual Iris
Min. Illumination	Color : 0.1 Lux @ F1.2 B/W : 0.01 Lux @ F1.2	Color : 0.4 Lux @ F1.6 B/W : 0.04 Lux @ F1.6
Dynamic Range	120 dB (True WDR)	More than 70dB
Day and Night	IR Cut Filter with Auto Switch	IR Cut Filter with Auto Switch
Image Stabilizer	Yes (DIS)	-
De-fog	Yes	-
Video Out	1 RCA	1 RCA
Video Compression	H.265, H.264 (MP), M-JPEG	H.264 (MP), M-JPEG
Intelligent Codec	Supported	Supported
Audio Compression	G.726, G.711	G.726, G.711
Max. Frame Rate	30ips : 2048 x 1536	60ips : 1920 x 1080 * 30ips : 3840 x 2160 * 15ips : 3840 x 2160
Ethernet	RJ45 (10/100/1000 BASE-T)	RJ45 (10/100/1000 BASE-T)
Edge Storage	micro SD / SDHC / SDXC, Smart Failover (Up to 128GB)	micro SD / SDHC / SDXC, Smart Failover (Up to 128GB)
Trigger Event	Motion Detection Alarm in Audio Detection Tampering Trip Zone	Motion Detection Alarm In Audio Detection Tampering Trip Zone
Audio In / Out	Line-in 1ea + Internal Mic 1ea / Line-out 1ea	Line-in 1ea + Internal Mic 1ea / Line-out 1ea
Alarm In / Out	Input 1ea / Output 1ea	Input 1ea / Output 1ea
Vandal Proof Casing	-	-
Outdoor Ready	-	-
Operating Temperature	-10°C ~ +50°C (+14°F ~ +122°F) *Starting Up at Above 0°C (32°F)	-10°C ~ +50°C (+14°F ~ +122°F) *Starting Up at Above 0°C (32°F)
Power Source	12VDC, PoE (IEEE 802.3af Class 3)	12VDC, PoE (IEEE 802.3af Class 3)
Power Consumption	6W	8.4W















* DirectIP is not applicable.

Model Name	Fixed-Focal Dome	Vari-Focal Dome	
	DC-D3212RX-N	DC-D1223(R)	DC-D1223F(R)
	 		
Image Sensor	1/3" CMOS	1/2.7" CMOS	1/2.7" CMOS
Max. Resolution	1920 x 1080	1920 x 1080	1920 x 1080
Lens Type	Fixed-focal	Vari-focal	Vari-focal
Focal Length	f = 2.8mm / 4.0mm	f = 3.3 - 10mm	f = 3.3 - 10mm
Aperture	F1.8 / F2.0 (f = 4.0mm)	F1.3 - 2.5	F1.3 - 2.5
Iris Control	Fixed Iris	DC Auto Iris	DC Auto Iris
Angular Field of View	f = 2.8mm : 110.7° (H), 61.2° (V), 128.6° (D) f = 4.0mm : 80.3° (H), 43.4° (V), 94.1° (D)	Wide : 108.2° (H), 56.2° (V), 129.3° (D) Tele : 35.4° (H), 19.8° (V), 40.5° (D)	Wide : 108.2° (H), 56.2° (V), 129.3° (D) Tele : 35.4° (H), 19.8° (V), 40.5° (D)
Pan / Tilt Range	Pan : -180° ~ 174°, Tilt: 0° ~ 65°	Pan : -167° ~ 167° Tilt : 0° ~ 70° (0° ~ 80° : DC-D1223R) Rotate : -176° ~ 176°	Pan : -167° ~ 167° Tilt : 0° ~ 70° (0° ~ 80° : DC-D1223FR) Rotate : -176° ~ 176°
Min. Illumination	Color : 0.1 Lux @ F2.0 B/W : 0.01 Lux @ F2.0	Color : 0.1 Lux @ F1.3 B/W : 0.02 Lux @ F1.3 (0 Lux (IR LED On) : DC-D1223R)	Color : 0.1 Lux @ F1.3 B/W : 0.02 Lux @ F1.3 (0 Lux (IR LED On) : DC-D1223FR)
Dynamic Range	120dB (True WDR)	More than 70dB	More than 70dB
Day and Night	IR Cut Filter with Auto Switch	IR Cut Filter with Auto Switch	IR Cut Filter with Auto Switch
IR Distance (LEDs)	20m / 65.6ft (4 ea)	- , 20m / 65.6ft (18ea) (DC-D1223R)	- , 20m / 65.6ft (18ea) (DC-D1223FR)
Image Stabilizer	-	-	-
De-fog	Yes	-	-
Video Out	-	1 Terminal Block	1 Terminal Block
Video Compression	H.265, H.264 (MP), M-JPEG	H.264 (MP), M-JPEG	H.264 (MP), M-JPEG
Intelligent Codec	Supported	-	-
Audio Compression	-	G.726, G.711	G.726, G.711
Max. Frame Rate	30ips : 1920 x 1080 (WDR)	30ips : 1920 x 1080	30ips : 1920 x 1080
Ethernet	RJ45 (10/100BASE-T)	RJ45 (10/100 BASE-T)	RJ45 (10/100 BASE-T)
Edge Storage	micro SD / SDHC / SDXC, Smart Failover (Up to 128GB)	micro SD / SDHC, Smart Failover (Up to 32GB)	micro SD / SDHC, Smart Failover (Up to 32GB)
Trigger Event	Motion Detection Tampering Trip Zone	Motion Detection Alarm In Audio Detection Tampering Trip Zone	Motion Detection Alarm In Audio Detection Tampering Trip Zone
Audio In / Out	-	Line-in 1ea / Line-out 1ea	Line-in 1ea / Line-out 1ea
Alarm In / Out	-	Input 1ea / Output 1ea	Input 1ea / Output 1ea
Vandal Proof Casing	-	-	-
Outdoor Ready	-	-	-
Operating Temperature	-10°C ~ +50°C (+14°F ~ +122°F) *Starting Up at Above 0°C (32°F)	-10°C ~ +50°C (+14°F ~ +122°F) *Starting Up at Above 0°C (32°F)	-10°C ~ +50°C (+14°F ~ +122°F) *Starting Up at Above 0°C (32°F)
Power Source	PoE (IEEE 802.3af Class 2)	12VDC, PoE (IEEE 802.3af Class 2)	12VDC, PoE (IEEE 802.3af Class 2)
Power Consumption	4.36W	4.8W / 5.6W (DC-D1223R)	4.8W



* DirectIP is not applicable.

HD Vandal Resistant IR Dome Camera



Model Name	Dome						
	DC-D3233HRX	DC-D3233X-N	DC-D3233RX-N	DC-D3233HRX-N	DC-D3233HRXL	DC-D3243HRX-N	DC-D3533RX
	 	 	 	 	 	 	 
Image Sensor	1/3" CMOS	1/3" CMOS	1/3" CMOS	1/3" CMOS	1/1.9" CMOS	1/3" CMOS	1/1.8" CMOS
Max. Resolution	1920 x 1080	1920 x 1080	1920 x 1080	1920 x 1080	1920 x 1080	1920 x 1080	2592 x 1944
Lens Type	Motorized Vari-focal	Motorized Vari-focal	Motorized Vari-focal	Motorized Vari-focal	Motorized Vari-focal	Motorized Vari-focal	Motorized Vari-focal
Focal Length	f = 3.3 - 10mm	f = 2.8 - 12mm	f = 2.8 - 12mm	f = 2.8 - 12mm	f = 4.4 - 10mm	f = 7 - 22mm	f = 3.6 - 10mm
Aperture	F1.3 - 2.5	F1.6 - 2.7	F1.6 - 2.7	F1.6 - 2.7	F1.2 - 1.95	F1.4 - 2.8	F1.8 - 2.8
Iris Control	P-Iris	P-Iris	P-Iris	P-Iris	P-Iris	P-Iris	P-Iris
Angular Field of View	Wide : 93.9° (H), 50° (V), 111° (D) Tele : 31.8° (H), 17.9° (V), 36.5° (D)	Wide : 98° (H), 52° (V), 116° (D) Tele : 33° (H), 18.5° (V), 37.9° (D)	Wide : 98° (H), 52° (V), 116° (D) Tele : 33° (H), 18.5° (V), 37.9° (D)	Wide : 98° (H), 52° (V), 116° (D) Tele : 33° (H), 18.5° (V), 37.9° (D)	Wide : 91.5° (H), 48.4° (V), 109° (D) Tele : 43.4° (H), 24.2° (V), 49.9° (D)	Wide : 33.8° (H), 18.8° (V), 39.2° (D) Tele : 14.2° (H), 8° (V), 16.2° (D)	Wide : 90° (H), 67° (V), 116° (D) Tele : 37° (H), 27° (V), 46° (D)
Pan / Tilt Range	Pan : -176° ~ 176° Tilt : 0° ~ 66° Rotate : -90° ~ 90°	Pan : -176° ~ 176° Tilt : 0° ~ 66° Rotate : -90° ~ 90°	Pan : -176° ~ 176° Tilt : 0° ~ 66° Rotate : -90° ~ 90°	Pan : -176° ~ 176° Tilt : 0° ~ 66° Rotate : -90° ~ 90°	Pan : -176° ~ 176° Tilt : 0° ~ 66° Rotate : -90° ~ 90°	Pan : -176° ~ 176° Tilt : 0° ~ 66° Rotate : -90° ~ 90°	Pan : -176° ~ 176° Tilt : 0° ~ 65° Rotate : -90° ~ 90°
Min. Illumination	Color : 0.1 Lux @ F1.3 B/W : 0 Lux (IR LED On)	Color : 0.1 Lux @ F1.3 B/W : 0 Lux (IR LED On)	Color : 0.1 Lux @ F1.3 B/W : 0 Lux (IR LED On)	Color : 0.1 Lux @ F1.3 B/W : 0 Lux (IR LED On)	Color : 0.01 Lux @ F1.2 B/W : 0 Lux (IR LED On)	Color : 0.1 Lux @ F1.3 B/W : 0 Lux (IR LED On)	Color : 0.2 Lux @ F1.8 B/W : 0 Lux (IR LED On)
Dynamic Range	120dB (True WDR)	120dB (True WDR)	120dB (True WDR)	120dB (True WDR)	120dB (True WDR)	120dB (True WDR)	120dB (True WDR)
Day and Night	IR Cut Filter with Auto Switch	IR Cut Filter with Auto Switch	IR Cut Filter with Auto Switch	IR Cut Filter with Auto Switch	IR Cut Filter with Auto Switch	IR Cut Filter with Auto Switch	IR Cut Filter with Auto Switch
IR Distance (LEDs)	20m / 65.6ft (6ea)	-	20m / 65.6ft (6ea)	30m / 98.4ft (6ea)	30m / 98.4ft (6ea)	30m / 98.4ft (6ea)	30m / 98.4ft (6ea)
Image Stabilizer	-	-	-	-	-	-	-
De-fog	Yes	Yes	Yes	Yes	Yes	Yes	Yes
Video Out	1 BNC (Accessory)	1 BNC (Accessory)	1 BNC (Accessory)	1 BNC (Accessory)	1 BNC (Accessory)	1 BNC (Accessory)	1 BNC (Accessory)
Video Compression	H.265, H.264 (MP), M-JPEG	H.265, H.264 (MP), M-JPEG	H.265, H.264 (MP), M-JPEG	H.265, H.264 (MP), M-JPEG	H.265, H.264 (MP), M-JPEG	H.265, H.264 (MP), M-JPEG	H.265, H.264 (MP), M-JPEG
Intelligent Codec	Supported	Supported	Supported	Supported	Supported	Supported	Supported
Audio Compression	G.726, G.711	G.726, G.711	G.726, G.711	G.726, G.711	G.726, G.711	G.726, G.711	G.726, G.711
Max. Frame Rate	60ips : 1920 x 1080 * 30ips : 1920 x 1080 (WDR)	60ips : 1920 x 1080 30ips : 1920 x 1080 (WDR)	60ips : 1920 x 1080 * 30ips : 1920 x 1080 (WDR)	60ips : 1920 x 1080 * 30ips : 1920 x 1080 (WDR)	60ips : 1920 x 1080 * 30ips : 1920 x 1080 (WDR)	60ips : 1920 x 1080 * 30ips : 1920 x 1080 (WDR)	30ips : 2592 x 1944 15ips : 2592 x 1944 (WDR)
Ethernet	RJ45 (10/100/1000 BASE-T)	RJ45 (10/100 BASE-T)	RJ45 (10/100 BASE-T)	RJ45 (10/100 BASE-T)	RJ45 (10/100/1000 BASE-T)	RJ45 (10/100 BASE-T)	RJ45 (10/100/1000 BASE-T)
Edge Storage	micro SD / SDHC / SDXC, Smart Failover (Up to 128GB)	micro SD / SDHC / SDXC, Smart Failover (Up to 128GB)	micro SD / SDHC / SDXC, Smart Failover (Up to 128GB)	micro SD / SDHC / SDXC, Smart Failover (Up to 128GB)	micro SD / SDHC / SDXC, Smart Failover (Up to 128GB)	micro SD / SDHC / SDXC, Smart Failover (Up to 128GB)	micro SD / SDHC / SDXC, Smart Failover (Up to 128GB)
Trigger Event	Motion Detection Audio Detection Alarm In Tampering Trip Zone	Motion Detection Alarm In Audio Detection Tampering Trip Zone	Motion Detection Audio Detection Alarm In Tampering Trip Zone	Motion Detection Audio Detection Alarm In Tampering Trip Zone	Motion Detection Audio Detection Alarm In Tampering Trip Zone	Motion Detection Audio Detection Alarm In Tampering Trip Zone	Motion Detection Audio Detection Alarm In Tampering Trip Zone
Audio In / Out	Line-in 1ea / Line-out 1ea	Line-in 1ea / Line-out 1ea	Line-in 1ea / Line-out 1ea	Line-in 1ea / Line-out 1ea	Line-in 1ea / Line-out 1ea	Line-in 1ea / Line-out 1ea	Line-in 1ea / Line-out 1ea
Alarm In / Out	Input 1ea / Output 1ea	Input 1ea / Output 1ea	Input 1ea / Output 1ea	Input 1ea / Output 1ea	Input 1ea / Output 1ea	Input 1ea / Output 1ea	Input 1ea / Output 1ea
Vandal Resistance	IK10	-	-	IK10	IK10	IK10	-
Outdoor Ready	IP66, Heater	-	-	IP67, Heater	IP67, Heater	IP67, Heater	-
Operating Temperature	-40°C ~ +55°C (-40°F ~ +131°F) *Starting Up at Above -20°C (-4°F)	-10°C ~ +50°C (+14°F ~ +122°F) *Starting Up at Above 0°C (32°F)	-10°C ~ +50°C (+14°F ~ +122°F) *Starting Up at Above 0°C (32°F)	-40°C ~ +60°C (+40°F ~ +140°F) *Starting Up at Above -20°C (-4°F)	-40°C ~ +60°C (-40°F ~ +140°F) *Starting Up at Above -20°C (-4°F)	-40°C ~ +60°C (+40°F ~ +140°F) *Starting Up at Above -20°C (-4°F)	-10°C ~ +50°C (+14°F ~ +122°F) *Starting Up at Above 0°C (32°F)
Power Source	12VDC, PoE (IEEE 802.3af Class 3)	12VDC, PoE (IEEE 802.3af Class 3)	12VDC, PoE (IEEE 802.3af Class 3)	12VDC, PoE (IEEE 802.3af Class 3)	12VDC, PoE (IEEE 802.3af Class 3)	12VDC, PoE (IEEE 802.3af Class 3)	12VDC, PoE (IEEE 802.3af Class 3)
Power Consumption	11.7W	7.5W	7.5W	11.7W	11.7W	11.7W	10.2W







* DirectIP is not applicable.

Model Name	Dome	
	DC-D3533HRX	DC-D3C33HRX
		
Image Sensor	1/1.8" CMOS	1/1.7" CMOS
Max. Resolution	2592 x 1944	4000 x 3000
Lens Type	Motorized Vari-focal	Motorized Vari-focal
Focal Length	f = 3.6 - 10mm	f = 4.5 - 10mm
Aperture	F1.8 - 2.8	F1.6 - 2.6
Iris Control	P-Iris	P-Iris
Angular Field of View	Wide : 90° (H), 67° (V), 116° (D) Tele : 37° (H), 27° (V), 46° (D)	[8M Mode] Wide : 90.2° (H), 48.5° (V), 106.2° (D) Tele : 41.6° (H), 23.3° (V), 47.8° (D) [12M Mode] Wide : 94.6° (H), 68.5° (V), 125.2° (D) Tele : 43.4° (H), 32.4° (V), 54° (D)
Pan / Tilt Range	Pan : -176° ~ 176° Tilt : 0° ~ 65° Rotate : -90° ~ 90°	Pan : -176° ~ 176° Tilt : 0° ~ 65° Rotate : -90° ~ 90°
Min. Illumination	Color : 0.2 Lux @ F1.8 B/W : 0 Lux (IR LED On)	Color : 0.3 Lux @ F1.6 B/W : 0 Lux (IR LED On)
Dynamic Range	120dB (True WDR)	120dB (True WDR)
Day and Night	IR Cut Filter with Auto Switch	IR Cut Filter with Auto Switch
IR Distance (LEDs)	30m / 98.4ft (6ea)	30m / 98.4ft (6ea)
Image Stabilizer	-	-
De-fog	Yes	Yes
Video Out	1 BNC (Accessory)	1 BNC (Accessory)
Video Compression	H.265, H.264 (MP), M-JPEG	H.265, H.264 (MP), M-JPEG
Intelligent Codec	Supported	Supported
Audio Compression	G.726, G.711	G.726, G.711
Max. Frame Rate	30ips : 2592 x 1944 15ips : 2592 x 1944 (WDR)	15ips : 4000 x 3000 * 30ips : 3840 x 2160 (WDR) *
Ethernet	RJ45 (10/100/1000 BASE-T)	RJ45 (10/100/1000 BASE-T)
Edge Storage	micro SD / SDHC / SDXC, Smart Failover (Up to 128GB)	micro SD / SDHC / SDXC, Smart Failover (Up to 128GB)
Trigger Event	Motion Detection Audio Detection Alarm In Tampering Trip Zone	Motion Detection Audio Detection Alarm In Tampering Trip Zone
Audio In / Out	Line-in 1ea / Line-out 1ea	Line-in 1ea / Line-out 1ea
Alarm In / Out	Input 1ea / Output 1ea	Input 1ea / Output 1ea
Vandal Resistance	IK10	IK10
Outdoor Ready	IP67, Heater	IP67, Heater
Operating Temperature	-40°C ~ +60°C (-40°F ~ +140°F) *Starting Up at Above -20°C (-4°F)	-40°C ~ +60°C (-40°F ~ +140°F) *Starting Up at Above -20°C (-4°F)
Power Source	12VDC, PoE (IEEE 802.3af Class 3)	12VDC, PoE (IEEE 802.3af Class 3)
Power Consumption	11.4W	11.4W




* DirectIP is not applicable.

IDIS IR Bullet Camera



Model Name	Bullet					
	DC-E3212WRX	DC-T1244WR	DC-T1833WHR	DC-T3233HRX	DC-T3233HRXL	DC-T3234HRX
						
Image Sensor	1/3" CMOS	1/2.8" CMOS	1/2.5" CMOS	1/3" CMOS	1/1.9" CMOS	1/3" CMOS
Max. Resolution	1920 x 1080	1920 x 1080	3840 x 2160	1920 x 1080	1920 x 1080	1920 x 1080
Lens Type	Fixed-focal	Motorized Vari-focal	Motorized Vari-focal	Motorized Vari-focal	Motorized Vari-focal	Motorized Vari-focal
Focal Length	f = 3.3mm / 6.0mm	f = 9 - 22mm	f = 3.6 - 9.8mm	f = 3.3 - 10mm	f = 4.4 - 10mm	f = 3.3 - 10mm
Aperture	F2.0	F1.5 - 2.8	F1.6 - 3.2	F1.3 - 2.5	F1.2 - 1.95	F1.3 - 2.5
Iris Control	Fixed Iris	DC Auto Iris	P-Iris	P-Iris	P-Iris	P-Iris
Angular Field of View	96.4° (H), 52.3° (V), 113.2° (D) (f=3.3mm) 51.6° (H), 27.8° (V), 60.6° (D) (f=6.0mm)	Wide : 35.7° (H), 19.4° (V), 41.2° (D) Tele : 14.9° (H), 8.3° (V), 17° (D)	Wide : 103.0° (H), 52.7° (V), 118.0° (D) Tele : 36.6° (H), 19.6° (V), 41.1° (D)	Wide : 94.0° (H), 50.0° (V), 110.0° (D) Tele : 31.8° (H), 18.0° (V), 36.6° (D)	Wide : 91.5° (H), 48.4° (V), 109° (D) Tele : 43.4° (H), 24.2° (V), 49.9° (D)	Wide : 94.0° (H), 50.0° (V), 110.0° (D) Tele : 31.8° (H), 18.0° (V), 36.6° (D)
Min. Illumination	Color : 0.1 Lux @ F2.0 B/W : 0 Lux (IR LED On)	Color : 0.5 Lux @ F1.5 B/W : 0 Lux (IR LED On)	Color : 0.3 Lux @ F1.6 B/W : 0 Lux (IR LED On)	Color : 0.1 Lux @ F1.3 B/W : 0 Lux (IR LED On)	Color : 0.01 Lux @ F1.2 B/W : 0 Lux (IR LED On)	Color : 0.1 Lux @ F1.3 B/W : 0 Lux (IR LED On)
Dynamic Range	120dB (True WDR)	74.7dB	More than 69dB	120dB (True WDR)	120dB (True WDR)	120dB (True WDR)
Day and Night	IR Cut Filter with Auto Switch	IR Cut Filter with Auto Switch	IR Cut Filter with Auto Switch	IR Cut Filter with Auto Switch	IR Cut Filter with Auto Switch	IR Cut Filter with Auto Switch
IR Distance (LEDs)	20m / 65.6ft (2ea)	50m / 164ft (40ea)	30m / 98.4ft (10ea)	30m / 98.4ft (10ea)	30m / 98.4ft (10ea)	30m / 98.4ft (24ea) / White LED (6ea)
Image Stabilizer	-	-	-	-	-	-
De-fog	Yes	-	-	Yes	Yes	Yes
Video Out	1 BNC	1 BNC	1 BNC	1 BNC	1 BNC	1 BNC
Video Compression	H.265, H.264 (MP), M-JPEG	H.264 (MP), M-JPEG	H.264 (MP), M-JPEG	H.265, H.264 (MP), M-JPEG	H.265, H.264 (MP), M-JPEG	H.265, H.264 (MP), M-JPEG
Intelligent Codec	Supported	-	Supported	Supported	Supported	Supported
Audio Compression	-	-	G.726, G.711	G.726, G.711	G.726, G.711	G.726, G.711
Max. Frame Rate	30ips : 1920 x 1080 (WDR)	30ips : 1920 x 1080	30ips : 3840 x 2160 * 15ips : 3840 x 2160	60ips : 1920 x 1080 * 30ips : 1920 x 1080 (WDR)	60ips : 1920 x 1080 * 30ips : 1920 x 1080 (WDR)	60ips : 1920 x 1080 * 30ips : 1920 x 1080 (WDR)
Ethernet	RJ45 (10/100 BASE-T)	RJ45 (10/100 BASE-T)	RJ45 (10/100/1000 BASE-T)	RJ45 (10/100/1000 BASE-T)	RJ45 (10/100/1000 BASE-T)	RJ45 (10/100/1000 BASE-T)
Edge Storage	-	-	-	micro SD / SDHC / SDXC, Smart Failover (Up to 128GB)	micro SD / SDHC / SDXC, Smart Failover (Up to 128GB)	micro SD / SDHC / SDXC, Smart Failover (Up to 128GB)
Trigger Event	Motion Detection Tampering Trip Zone	Motion Detection Tampering Trip Zone	Motion Detection Audio Detection Tampering Trip Zone	Motion Detection Audio Detection Tampering Trip Zone	Motion Detection Audio Detection Tampering Trip Zone	Motion Detection Audio Detection Tampering Trip Zone
Audio In / Out	-	-	Line-in 1ea / Line-out 1ea	Line-in 1ea / Line-out 1ea	Line-in 1ea / Line-out 1ea	Line-in 1ea / Line-out 1ea
Alarm In / Out	-	-	Input 1ea / Output 1ea	Input 1ea / Output 1ea	Input 1ea / Output 1ea	Input 1ea / Output 1ea
Vandal Resistance	IK10	IK10	IK10	IK10	IK10	-
Outdoor Ready	IP66	IP66	IP66, Heater	IP66, Heater	IP66, Heater	IP66, Heater
Operating Temperature	-20°C ~ +55°C (+4°F ~ +131°F) *Starting Up at Above 0°C (32°F)	-10°C ~ +50°C (+14°F ~ +122°F) *Starting Up at Above 0°C (32°F)	-40°C ~ +50°C (-40°F ~ +122°F) *Starting Up at Above -20°C (-4°F)	-40°C ~ +55°C (-40°F ~ +131°F) *Starting Up at Above -20°C (-4°F)	-40°C ~ +60°C (-40°F ~ +140°F) *Starting Up at Above -20°C (-4°F)	-40°C ~ +55°C (-40°F ~ +131°F) *Starting Up at Above -20°C (-4°F)
Power Source	PoE (IEEE 802.3af Class 2)	12VDC	12VDC, PoE (IEEE 802.3af Class 3)	12VDC, PoE (IEEE 802.3af Class 3)	12VDC, PoE (IEEE 802.3af Class 3)	12VDC, PoE (IEEE 802.3af Class 3)
Power Consumption	5.24W	9.6W	13.2W	8.64W	9.6W	9.24W

* DirectIP is not applicable.



Model Name	Bullet		
	DC-T3243HRX	DC-T3533HRX	DC-T3C33HRX
			
Image Sensor	1/3" CMOS	1/1.8" CMOS	1/1.7" CMOS
Max. Resolution	1920 x 1080	2592 x 1944	4000 x 3000
Lens Type	Motorized Vari-focal	Motorized Vari-focal	Motorized Vari-focal
Focal Length	f = 9 - 22mm	f = 3.6 - 10mm	f = 4.5 - 10mm
Aperture	F1.5 - 2.8	F1.8 - 2.8	F1.6 - 2.6
Iris Control	P-Iris	P-Iris	P-Iris
Angular Field of View	Wide : 33.8° (H), 18.8° (V), 39.2° (D) Tele : 14.2° (H), 8° (V), 16.2° (D)	Wide : 90° (H), 67° (V), 116° (D) Tele : 37° (H), 27° (V), 46° (D)	[8M mode] Wide : 90.2°(H), 48.5°(V), 106.2°(D) Tele : 41.6°(H), 23.3°(V), 47.8°(D) [12M mode] Wide : 94.6°(H), 68.5°(V), 125.2°(D) Tele : 43.4°(H), 32.4°(V), 54°(D)
Min. Illumination	Color : 0.3 Lux @ F1.5 B/W : 0 Lux (IR LED On)	Color : 0.2 Lux @ F1.8 B/W : 0 Lux (IR LED On)	Color : 0.2 Lux @ F1.6 B/W : 0 Lux (IR LED On)
Dynamic Range	120dB (True WDR)	120dB (True WDR)	120dB (True WDR)
Day and Night	IR Cut Filter with Auto Switch	IR Cut Filter with Auto Switch	IR Cut Filter with Auto Switch
IR Distance (LEDs)	30m / 98.4ft (10ea)	30m / 98.4ft (10ea)	50m / 164ft (4ea)
Image Stabilizer	-	-	-
De-Fog	Yes	Yes	Yes
Video Out	1 BNC	1 BNC	-
Video Compression	H.265, H.264 (MP), M-JPEG	H.265, H.264 (MP), M-JPEG	H.265, H.264 (MP), M-JPEG
Intelligent Codec	Supported	Supported	Supported
Audio Compression	G.726, G.711	G.726, G.711	G.726, G.711
Max. Frame Rate	60ips : 1920 x 1080 * 30ips : 1920 x 1080 (WDR)	30ips : 2592 x 1944 * 15ips : 2592 x 1944 (WDR)	30ips : 3840 x 2160 * 15ips : 4000 x 3000 *
Ethernet	RJ45 (10/100/1000 BASE-T)	RJ45 (10/100/1000 BASE-T)	RJ45 (10/100/1000 BASE-T)
Edge Storage	micro SD / SDHC / SDXC, Smart Failover (Up to 128GB)	micro SD / SDHC / SDXC, Smart Failover (Up to 128GB)	micro SD / SDHC / SDXC, Smart Failover (Up to 128GB)
Trigger Event	Motion Detection Audio Detection Tampering Trip Zone	Motion Detection Audio Detection Tampering Trip Zone	Motion Detection Audio Detection Tampering Trip Zone
Audio In / Out	Line-in 1ea / Line-out 1ea	Line-in 1ea / Line-out 1ea	Line-in 1ea / Line-out 1ea
Alarm In / Out	Input 1ea / Output 1ea	Input 1ea / Output 1ea	Input 1ea / Output 1ea
Vandal Proof Casing	IK10	IK10	IK10
Outdoor Ready	IP66, Heater	IP66, Heater	IP67, Heater
Operating Temperature	-40°C ~ +55°C (-40°F ~ +131°F) *Starting Up at Above -20°C (-4°F)	-40°C ~ +55°C (-40°F ~ +131°F) *Starting Up at Above -20°C (-4°F)	-40°C ~ +60°C (-40°F ~ +140°F) *Starting Up at Above -20°C (-4°F)
Power Source	12VDC, PoE (IEEE 802.3af Class 3)	12VDC, PoE (IEEE 802.3af Class 3)	12VDC, PoE (IEEE 802.3af Class 4)
Power Consumption	8.64W	11.4W	19.2W

* DirectIP is not applicable.



IDIS Super Fisheye Camera



Model Name	Fisheye	
	DC-Y1514(W)	DC-Y3C14WRX
		 NEW
Image Sensor	1/1.8" CMOS	1/1.7" 12MP CMOS
Max. Resolution	2560 x 2048	3200 x 3008
Lens Type	Fixed-focal	Fixed-focal
Focal Length	f = 1.45mm	f = 1.98mm
Aperture	F2.2	F2.8
Iris Control	Fixed Iris	Fixed Iris
Angular Field of View	180° (H), 180° (V), 180° (D)	180° (H), 174.8° (V), 180° (D)
Pan / Tilt / Zoom	-	-
Min. Illumination	Color : 0.8 Lux @ F2.2 B/W : 0.03 Lux @ F2.2	Color : 0.2 Lux @ F2.8 B/W : 0 Lux (IR LED On)
Dynamic Range	More than 70dB	120dB (True WDR)
Day and Night	IR Cut Filter with Auto Switch	IR Cut Filter with Auto Switch
IR Distance (LEDs)	-	15m / 49.2ft (6ea)
Image Stabilizer	-	-
Viewing Composition	10, 1P, 1P2R, 2P, 4R, 107R	10, 1P, 1P2R, 2P, 4R, 107R
Video Out	-	-
Video Compression	H.264 (MPEG-4 Part 10/AVC), M-JPEG	H.265, H.264 (MPEG-4 Part 10/AVC), M-JPEG
Intelligent Codec	Supported	Supported
Audio Compression	G.726, G.711	G.726, G.711
Max. Frame Rate	30ips : 2560 x 2048	30ips : 3200 x 3008 * 15ips : 3200 x 3008 (WDR)
Ethernet	RJ45 (10/100/1000 BASE-T)	RJ45 (10/100/1000 BASE-T)
Edge Storage	micro SD / SDHC / SDXC, Smart Failover (Up to 128GB)	micro SD / SDHC / SDXC, Smart Failover (Up to 128GB)
Trigger Event	Motion Detection Alarm In Audio Detection Tampering Trip Zone	Motion Detection Alarm In Audio Detection Tampering Trip Zone
Audio In / Out	Line-in 1ea + Internal Mic 1ea / Line-out 1ea	Line-in 1ea + Internal Mic 1ea / Line-out 1ea
Alarm In / Out	Input 1ea / Output 1ea	Input 1ea / Output 2ea
Vandal Resistance	- / IK10 (DC-Y1514W)	IK10
Outdoor Ready	- / IP66 (DC-Y1514W)	IP67
Operating Temperature	-10°C ~ +50°C (+14°F ~ +122°F) *Starting Up at Above 0°C (32°F)	-10°C ~ +60°C (+14°F ~ +140°F) *Starting Up at Above 0°C (32°F)
Power Source	12VDC, PoE (IEEE 802.3af Class 3)	12VDC, PoE (IEEE 802.3af Class 3)
Power Consumption	7.56W	12.6W

* DirectIP is not applicable.

Benefits of IDIS Super Fisheye Camera



Cost Savings on Equipment and Installation

Cover a wider area with a single 360° camera

By providing complete field of view coverage, this can significantly reduce the number of cameras required to cover a particular area, meaning less equipment costs and lower installation fees.



Dual Side Dewarping Solution

Dewarping on-board the camera and on client PCs, mobile devices, or NVRs without a PC

IDIS Super Fisheyes support dewarping on the camera as well as on client applications (including smart phones). NVR dewarping is an ideal choice for a wide range of applications, such as retail shops, restaurants, and supermarkets. This offers customers a wide choice of recording platforms and VMS options.



High Definition Images

12 or 5 megapixel high resolution

High resolution is required to capture a large area in detail. 12MP or 5MP image sensors enable clear identification from center to edge and from wall to wall, delivering very clear images.



Storage Savings with IDIS Intelligent Codec

Delivers up to 90% savings on storage and bandwidth, providing faster and better searching of clearer images

See up to 90% storage savings via IDIS Intelligent Codec with Motion Adaptive Transmission (MAT). You get faster and smoother searches, which minimize distortion while you review complex scenes.



IR LED

IR distance up to 15m / 49.2ft

The IDIS Super Fisheye has built-in IR LEDs (6ea), ensuring up to 15m / 49.2ft visibility at night. It also allows connection of an external illuminator and provides better night vision. (DC-Y3C14WRX only)



True WDR (120dB)

Easy to recognize who and what is there in every environment

Supports true wide dynamic range (WDR) up to 120dB and provides clear images in various scenes even under difficult lighting conditions.



Communication

Internal microphone

Speakers connected to the built-in microphone of the camera can communicate with equipment, such as a microphone or speaker connected to an NVR, VMS, or mobile device, so two-way communication is possible.



Smart UX Controls v2.0

Groundbreaking agility, ease, and accuracy

IDIS "Quick Controls" consist of "Quick Save," "Quick Find," "Quick Dewarping," "Quick Zoom," and "Quick PTZ." These revolutionary controls allow operators to dewarp any point of interest and even pan-tilt-zoom in a dewarping state.



Identify Any Point of Interest with IDIS Center

Provides an overview while maintaining details at the same time

The IDIS Super Fisheye can simultaneously monitor and analyze up to 64 points of interest without any blind spots. The viewer is able to keep track of suspicious objects without missing critical information.



Quick and Easy to Install

Easy installation with DirectIP™ NVRs

The DirectIP true plug-and-play functionality and automatic network detection and device setup result in a system that is quick, easy, and cost effective to install.



Robust, Vandal Resistant, and Weatherproof

IK10 / IP66, IP67 support

Certified with the highest-class durability, the IDIS Super Fisheye delivers stable surveillance even in the toughest of environments.

(IP67 on DC-Y3C14WRX only. Vandal resistant and weatherproof on "W" models only.)

Quick and Easy to Install

Easy Installation with DirectIP NVRs

Using IDIS NVRs, customers can benefit from fast and cost-effective installation and an optimized user-friendly interface. DirectIP enables easy and rapid installation for installers and end users and ensures the rich connectivity of IDIS products. This IDIS flagship offering takes a revolutionary approach to surveillance — one that is truly plug-and-play, single-source, and highly affordable — comprising a range of cameras, NVRs, and monitors. The DirectIP solution offers 4K Ultra High Definition (UHD) and support for H.265 with IDIS Intelligent Codec.

IDIS Dual Side Dewarping Solution

On-Board Camera and Client Side (Mobile Devices, Client PCs, or NVRs Without a PC)

Image dewarping is done either on-board the camera or on the client side, including mobile phones, client PCs, or an NVR without a PC. NVR dewarping is an ideal choice for a wide range of applications, such as retail shops, restaurants, and supermarkets.



Award-Winning, Groundbreaking Agility, Ease of Use, and Accuracy

Smart UX Controls v2.0

Graphic Processing Unit (GPU) Assisted Super Smooth ePTZ Control

To combat the challenges of IP PTZ controls, IDIS has developed the game changing Smart UX Controls software to provide unparalleled accuracy and ease of use, featuring intuitive “Rubberband” style control, creating an experience unlike any other available on the market.

These smooth and seamless controls allow users to easily follow moving objects in real-time with groundbreaking accuracy by panning images at different speeds and in different directions literally without lifting a finger.











IDIS has also gone one step further to lessen the pain points associated with traditional PTZ controls and introduced “Quick Controls” functions to allow for simple and fast operation utilizing a CTRL button and mouse combination (left/right/wheel click).

IDIS “Quick Controls” consist of “Quick Save,” “Quick Find,” “Quick Dewarping,” “Quick Zoom,” and “Quick PTZ.” These revolutionary controls allow operators to dewarp any point of interest and even pan-tilt-zoom in a dewarping state.

“Quick Find” enables users to drag a saved image to a desired camera channel and view recorded video from the time of saving quickly and with little effort. “Quick Dewarping” allows operators to use the CTRL button with a combination of left, right, and wheel mouse clicks to enable ePTZ, image reset, and zoom in and out functionality to significantly speed up and simplify operation.





Model Name	Speed Dome						
	DC-S1263WH	DC-S1263F	DC-S1283WRX	NEW DC-S3283WHX	NEW DC-S3283FX	NEW DC-S3583HRX	NEW DC-S3883HRX
							
Image Sensor	1/2.8" CMOS	1/2.8" CMOS	1/2.8" CMOS	1/3" CMOS	1/3" CMOS	1/1.7" CMOS	1/1.7" CMOS
Max. Resolution	1920 x 1080	1920 x 1080	1920 x 1080	1920 x 1080	1920 x 1080	3072 x 1728	3840 x 2160
Lens Type	AF Zoom Lens	AF Zoom Lens	AF Zoom Lens	AF Zoom Lens	AF Zoom Lens	AF Zoom Lens	AF Zoom Lens
Focal Length	f = 4.7 - 84.6mm	f = 4.7 - 84.6mm	f = 4.3 - 129mm	f = 4.3 - 129mm	f = 4.3 - 129mm	f = 6.5 - 202mm	f = 6.5 - 202mm
Aperture	F1.6 - 2.8	F1.6 - 2.8	F1.6 - 5.0	F1.6 - 5.0	F1.6 - 5.0	F1.55 - 4.8	F1.55 - 4.8
Iris Control	DC Auto Iris	DC Auto Iris	DC Auto Iris	DC Auto Iris (With Hall)	DC Auto Iris (With Hall)	DC Auto Iris	DC Auto Iris
Angular Field of View	Wide : 61.2° (H), 35.6° (V), 68.9° (D) Tele : 3.6° (H), 2.1° (V), 4.1° (D)	Wide : 61.2° (H), 35.6° (V), 68.9° (D) Tele : 3.6° (H), 2.1° (V), 4.1° (D)	Wide : 65.0° (H), 38.5° (V), 72.9° (D) Tele : 2.3° (H), 1.4° (V), 2.6° (D)	Wide : 64.7° (H), 38.6° (V), 72.7° (D) Tele : 2.3° (H), 1.4° (V), 2.6° (D)	Wide : 64.7° (H), 38.6° (V), 72.7° (D) Tele : 2.3° (H), 1.4° (V), 2.6° (D)	Wide : 58.2° (H), 34.4° (V), 65.2° (D) Tele : 1.99° (H), 1.13° (V), 2.3° (D)	Wide : 58.2° (H), 34.4° (V), 65.2° (D) Tele : 1.99° (H), 1.13° (V), 2.3° (D)
Min. Illumination	Color : 0.1 Lux @ F1.6 B/W : 0.01 Lux @ F1.6	Color : 0.1 Lux @ F1.6 B/W : 0.01 Lux @ F1.6	Color : 0.05 Lux @ F1.6 B/W : 0 Lux (IR LED On)	Color : 0.1 Lux @ F1.6 B/W : 0.01 Lux @ F1.6	Color : 0.1 Lux @ F1.6 B/W : 0.01 Lux @ F1.6	Color : 0.1 Lux @ F1.55 B/W : 0 Lux (IR LED On)	Color : 0.1 Lux @ F1.55 B/W : 0 Lux (IR LED On)
Dynamic Range	74.7dB	74.7dB	120dB (True WDR)	120dB (True WDR)	120dB (True WDR)	120dB (True WDR)	120dB (True WDR)
IR Distance (LEDs)	-	-	150m / 492.1ft (13ea)	-	-	200m / 656.2ft (2ea)	200m / 656.2ft (2ea)
Image Stabilizer	-	-	Yes (DIS)	Yes (DIS)	Yes (DIS)	Yes (EIS)	Yes (EIS)
Video Out	1 Terminal Block	1 Terminal Block	1 Terminal Block	1 Terminal Block	1 Terminal Block	1 Terminal Block	1 Terminal Block
Video Compression	H.264 (MP), M-JPEG	H.264 (MP), M-JPEG	H.264 (MP), M-JPEG	H.265, H.264 (MP), M-JPEG	H.265, H.264 (MP), M-JPEG	H.265, H.264 (MP), M-JPEG	H.265, H.264 (MP), M-JPEG
Intelligent Codec	-	-	-	Supported	Supported	Supported	Supported
Audio Compression	G.726, G.711	G.726, G.711	G.726, G.711	G.726, G.711	G.726, G.711	G.726, G.711	G.726, G.711
Max. Frame Rate	30ips : 1920 x 1080	30ips : 1920 x 1080	30ips : 1920 x 1080 (WDR)	30ips : 1920 x 1080 (WDR)	30ips : 1920 x 1080 (WDR)	30ips : 3072 x 1728 (WDR)	30ips : 3840 x 2160 (WDR)
Ethernet	RJ45 (10/100 BASE-T)	RJ45 (10/100 BASE-T)	RJ45 (10/100 BASE-T)	RJ45 (10/100 BASE-T)	RJ45 (10/100/1000 BASE-T)	RJ45 (10/100/1000 BASE-T)	RJ45 (10/100/1000 BASE-T)
Edge Storage	micro SD / SDHC (Up to 32GB)	micro SD / SDHC (Up to 32GB)	micro SD / SDHC, Smart Failover (Up to 32GB)	micro SD / SDHC / SDXC, Smart Failover (Up to 128GB)	micro SD / SDHC / SDXC, Smart Failover (Up to 128GB)	micro SD / SDHC / SDXC, Smart Failover (Up to 128GB)	micro SD / SDHC / SDXC, Smart Failover (Up to 128GB)
Trigger Event	Motion Detection Alarm In Audio Detection Tampering Trip Zone	Motion Detection Alarm In Audio Detection Tampering Trip Zone	Motion Detection Face Detection Alarm In Tampering	Motion Detection Face Detection Alarm In Tampering	Motion Detection Face Detection Alarm In Tampering	Motion Detection Face Detection Alarm In Tampering	Motion Detection Face Detection Alarm In Tampering
Audio In / Out	Line-in 1ea / Line-out 1ea	Line-in 1ea / Line-out 1ea	Line-in 1ea / Line-out 1ea	Line-in 1ea / Line-out 1ea	Line-in 1ea / Line-out 1ea	Line-in 1ea / Line-out 1ea	Line-in 1ea / Line-out 1ea
Alarm In / Out	Input 1ea / Output 1ea	Input 1ea / Output 1ea	Input 1ea / Output 1ea	Input 4ea / Output 2ea	Input 4ea / Output 2ea	Input 8ea / Output 2ea	Input 8ea / Output 2ea
Vandal Proof Casing	IK10	-	IK10	IK10	-	IK10	IK10
Outdoor Ready	IP66, Heater	-	IP66, Heater	IP67, Heater	-	IP66, Heater	IP66, Heater
Operating Temperature	-40°C ~ +50°C (-40°F ~ +122°F) *Starting Up at Above -20°C (-4°F)	-10°C ~ +50°C (+14°F ~ +122°F) *Starting Up at Above 0°C (32°F)	-40°C ~ +50°C (-40°F ~ +122°F) *Starting Up at Above -20°C (-4°F)	-40°C ~ +60°C (-40°F ~ +140°F) *Starting Up at Above -20°C (-4°F)	-10°C ~ +60°C (+14°F ~ +140°F) *Starting Up at Above 0°C (32°F)	-40°C ~ +60°C (-40°F ~ +140°F) *Starting Up at Above -20°C (-4°F)	-40°C ~ +60°C (-40°F ~ +140°F) *Starting Up at Above -20°C (-4°F)
Power Source	12VDC, 24VAC PoE (IEEE 802.3af Class 4)	12VDC, 24VAC PoE (IEEE 802.3af Class 3)	24VAC	12VDC, 24VAC PoE (IEEE 802.3af Class 4)	12VDC, 24VAC PoE (IEEE 802.3af Class 3)	24VAC, PoE (IEEE 802.3bt / PoE Injector)	24VAC, PoE (IEEE 802.3bt / PoE Injector)
Power Consumption	DC12V : Max 35.6W AC24V : Max 27.1W PoE : Max 24.3W (Heater On)	DC12V : Max 12.5W AC24V : Max 10.9W PoE : Max 11.1W	AC24V : Max 58W (Heater On, IR LED On)	AC24V : Max 15.2W (Heater On)	AC24V : Max 10.6W	Max 51W (Heater On, IR LED On)	Max 51W (Heater On, IR LED On)

	Zoom
	DC-Z1263
Model Name	
Image Sensor	1/2.8" CMOS
Max. Resolution	1920 x 1080
Lens Type	AF Zoom Lens
Focal Length	f = 4.7 - 84.6mm
Aperture	F1.6 - 2.8
Iris Control	DC Auto Iris
Angular Field of View	Wide : 61.2° (H), 35.6° (V), 68.9° (D) Tele : 3.6° (H), 2.1° (V), 4.1° (D)
Min. Illumination	Color : 0.1 Lux @ F1.6 B/W : 0.04 Lux @ F1.6
Dynamic Range	74.7dB
Day and Night	IR Cut Filter with Auto Switch
IR Distance (LEDs)	-
Image Stabilizer	-
Privacy Masking	16 Zones
Video Out	1 RCA
Video Compression	H.264 (MP), M-JPEG
Intelligent Codec	-
Audio Compression	G.726, G.711
Max. Frame Rate	30ips : 1920 x 1080
Ethernet	RJ45 (10/100 BASE-T)
Edge Storage	micro SD / SDHC, Smart Failover (Up to 32GB)
Trigger Event	Motion Detection Alarm In Audio Detection Tampering Trip Zone
Audio In / Out	Line-in 1ea / Line-out 1ea
Alarm In / Out	Input 1ea / Output 1ea
Vandal Proof Casing	-
Outdoor Ready	-
Operating Temperature	-10°C ~ +50°C (+14°F ~ +122°F) *Starting Up at Above 0°C (32°F)
Power Source	12VDC, 24VAC PoE (IEEE 802.3af Class 0)
Power Consumption	6W

IDIS Covert Modular Camera






	Covert Modular	
	DC-V3213XJ-4.3mm	DC-V3213XJ-2.5mm
Model Name		
Image Sensor	1/2.9" SONY CMOS Sensor	1/2.9" SONY CMOS Sensor
Max. Resolution	1920 x 1080	1920 x 1080
Lens Type	Fixed-focal Sharp-corn	Fixed-focal Board Type
Focal Length	f = 4.3mm	f = 2.5mm
Aperture	F2.0	F2.0
Iris Control	Fixed Iris	Fixed Iris
Angular Field of View	83° (H), 47° (V), 95° (D)	132° (H), 70° (V), 150° (D)
Min. Illumination	Color : 0.1 Lux B/W : 0.01 Lux	Color : 0.1 Lux B/W : 0.01 Lux
Dynamic Range	120dB (True WDR)	120dB (True WDR)
Day and Night	Auto / On / Off / Schedule	Auto / On / Off / Schedule
IR Distance (LEDs)	-	-
Video Out	-	-
Video Compression	H.265, H.264 (MP), M-JPEG	H.265, H.264 (MP), M-JPEG
Intelligent Codec	Supported	Supported
Audio Compression	G.726, G.711	G.726, G.711
Max. Frame Rate	30ips : 1920 x 1080	30ips : 1920 x 1080
Ethernet	RJ45 (10/100 BASE-T)	RJ45 (10/100 BASE-T)
Edge Storage	micro SD / SDHC / SDXC, Smart Failover (Up to 128GB)	micro SD / SDHC / SDXC, Smart Failover (Up to 128GB)
Trigger Event	Motion Detection Alarm In Audio Detection Tampering Trip Zone	Motion Detection Alarm In Audio Detection Tampering Trip Zone
Audio In / Out	Line-in 1ea / Line-out 1ea (Terminal Block)	Line-in 1ea / Line-out 1ea (Terminal Block)
Alarm In / Out	Input 1ea / Output 1ea (Terminal Block)	Input 1ea / Output 1ea (Terminal Block)
Vandal Proof Casing	-	-
Outdoor Ready	-	-
Operating Temperature	-10°C ~ +50°C (+14°F ~ +122°F) *Starting Up at Above 0°C (32°F)	-10°C ~ +50°C (+14°F ~ +122°F) *Starting Up at Above 0°C (32°F)
Power Source	12VDC, PoE (IEEE 802.3at Class 4)	12VDC, PoE (IEEE 802.3at Class 4)
Power Consumption	4.08W	4.08W

Direct CX

Most Advanced
HD over Coax,
Faster than Ever









TVR

Model Name	TR-2204	TR-4308(R)	TR-4316(R)
			
VIDEO			
Video Inputs	4 BNC (Multistandard Analog)	8 BNC (Multistandard Analog)	16 BNC (Multistandard Analog)
Supported Camera Types	720P25, 720P30, 1080P25, 1080P30, CVBS (NTSC / PAL)	5MP, 4MP, 3MP, 1080P30, 1080P25, 720P30, 720P25, CVBS (NTSC / PAL)	5MP, 4MP, 3MP, 1080P30, 1080P25, 720P30, 720P25, CVBS (NTSC / PAL)
Video Outputs	1 HDMI, 1 VGA	1 HDMI, 1 VGA, 1 BNC (Spot)	1 HDMI, 1 VGA, 1 BNC (Spot)
Display Resolution	HDMI / VGA : 1920 x 1080, 1440 x 900, 1280 x 1024	HDMI : 3840 x 2160, 1920 x 1080, 1440 x 900, 1280 x 1024 VGA : 1920 x 1080, 1440 x 900, 1280 x 1024 Composite : 720 x 480 (NTSC) , 720 x 576 (PAL)	HDMI : 3840 x 2160, 1920 x 1080, 1440 x 900, 1280 x 1024 VGA : 1920 x 1080, 1440 x 900, 1280 x 1024 Composite : 720 x 480 (NTSC), 720 x 576 (PAL)
Display Speed	Up to 120ips	Up to 240ips	Up to 480ips
RECORDING			
Recording Resolution	1920 x 1080, 1280 x 720, 960 x 480, 720 x 480, 960 x 240, 720 x 240, 480 x 240, 360 x 240	5MP, 4MP, 3MP, 1920 x 1080, 1280 x 720, 960 x 480, 720 x 480, 960 x 240, 720 x 240, 480 x 240, 360 x 240	5MP, 4MP, 3MP, 1920 x 1080, 1280 x 720, 960 x 480, 720 x 480, 960 x 240, 720 x 240, 480 x 240, 360 x 240
Frame Rate	120ips @ 1080P	240ips @ 1080P	480ips @ 1080P
Recording Mode	Time-lapse, Event, Pre-event, Panic	Time-lapse, Event, Pre-Event, Panic	Time-lapse, Event, Pre-event, Panic
Trigger Events	Alarm In, Motion Detection, Video Loss, Text-in	Alarm In, Motion Detection, Video Loss, Text-in	Alarm In, Motion Detection, Video Loss, Text-in
PLAYBACK			
Performance	2ch 1080P Synchronous Playback	4ch 1080P Synchronous Playback	4ch 1080P Synchronous Playback
Search Mode	Time-lapse, Event Log, Motion, Text-in	Time-lapse, Event Log, Motion, Text-in	Time-lapse, Event Log, Motion, Text-in
Digital Zoom	x2 ~ x12	x2 ~ x12	x2 ~ x12
STORAGE			
HDD	SATA x 2 (Up to 6TB Capacity for Each Disk)	SATA x 4, eSATA x 1 (Up to 6TB Capacity for Each Disk), RAID 1 Supported (TR-4308R)	SATA x 4, eSATA x 1 (Up to 6TB Capacity for Each Disk), RAID 1 Supported (TR-4316R)
Data Export Device	USB HDD, USB Stick	USB HDD, USB Stick	USB HDD, USB Stick
NETWORK			
Client Connection	Fast Ethernet x 1	Gigabit Ethernet x 1	Gigabit Ethernet x 1
Transmission Speed	30ips @ Full HD per Channel, Shared with Recording	120ips @ Full HD	120ips @ Full HD
Client Viewer	IDIS Center, IDIS Mobile, IDIS Web	IDIS Center, IDIS Mobile, IDIS Web	IDIS Center, IDIS Mobile, IDIS Web
INTERFACE			
Audio In / Out	4 RCA / 1 RCA + 1 HDMI	4 RCA / 1 RCA + 1 HDMI	4 RCA / 1 RCA + 1 HDMI
Alarm In / Out	4 In / 1 Relay Out	8 In / 4 Relay Out	16 In / 4 Relay Out
Alarm Reset In	-	1	1
Serial Interface	RS232, RS485 (Terminal Block), USB 2.0 x 2	RS232, RS485 (Terminal Block), USB 2.0, USB 3.0	RS232, RS485 (Terminal Block), USB 2.0, USB 3.0
GENERAL			
Operating System	Embedded Linux	Embedded Linux	Embedded Linux
Operating Humidity	0% ~ 90%	0% ~ 90%	0% ~ 90%
Power Input	DC 12V 1.3A	AC 100-240 V, 50/60Hz, 1.2 - 0.6A	AC 100-240 V, 50/60Hz, 1.2 - 0.6A
Power Consumption	15.6W	76W	76W
Approvals	FCC, CE, KC	FCC, CE, KC, CB, UL, PSE	FCC, CE, KC, CB, UL, PSE

IDIS
HD-TVI
Camera



Model Name	Dome			IR Bullet		Speed Dome
	TC-D1212R	TC-D1222R	TC-D1222WR	TC-E1212WR	TC-T1222WR	TC-S1283WHX
						
VIDEO						
Image Sensor	1/2.8" SONY 2Mega Exmor CMOS Sensor	1/2.8" SONY 2Mega Exmor CMOS Sensor	1/2.8" SONY 2Mega Exmor CMOS Sensor	1/2.8" SONY 2Mega Exmor CMOS Sensor	1/2.8" SONY 2Mega Exmor CMOS Sensor	1/2.8" SONY STARVIS CMOS Sensor
Max. Resolution	1920 x 1080	1920 x 1080	1920 x 1080	1920 x 1080	1920 x 1080	1920 x 1080
Scanning Mode	Progressive Scan	Progressive Scan	Progressive Scan	Progressive Scan	Progressive Scan	Progressive Scan
Lens Type	Fixed-focal	Vari-focal	Vari-focal	Fixed-focal	Vari-focal	AF Zoom lens
Focal Length	f = 3.6mm	f = 2.8mm - 12mm	f = 2.8mm - 12mm	f = 3.6mm	f = 2.8mm - 12mm	f = 4.3mm - 129mm
Iris Control	Fixed Iris	DC Auto Iris	DC Auto Iris	Fixed Iris	DC Auto Iris	DC Auto Iris
Angular Field of View	92.6° (H), 54.6° (V), 120.0° (D)	Wide : 120.9° (H), 61.4° (V), 149.6° (D) Tele : 37.1° (H), 20.7° (V), 42.7° (D)	Wide : 120.9° (H), 61.4° (V), 149.6° (D) Tele : 37.1° (H), 20.7° (V), 42.7° (D)	92.6° (H), 54.6° (V), 120.0° (D)	Wide : 120.9° (H), 61.4° (V), 149.6° (D) Tele : 37.1° (H), 20.7° (V), 42.7° (D)	65.1°~2.23°(H)
Pan / Tilt Range	Pan : 0° ~ 340°, Tilt : 7° ~ 90°	Pan : 0° ~ 340°, Tilt : 7° ~ 90°	Pan : 0° ~ 340°, Tilt : 7° ~ 90°	-	-	-
Min. Illumination	Color : 0.3 Lux @ F1.2 B/W : 0 Lux (IR LED On)	Color : 0.3 Lux @ F1.4 (AGC MAX) B/W : 0 Lux (IR LED On)	Color : 0.3 Lux @ F1.4 (AGC MAX) B/W : 0 Lux (IR LED On)	Color : 0.9 Lux @ F1.8 B/W : 0 Lux (IR LED On)	Color : 0.3 Lux @ F1.4 (AGC MAX) B/W : 0 Lux (IR LED On)	Color : 0.35 Lux B/W : 0.013 Lux @ 50IRE
Day and Night	Yes (ICR)	Yes (ICR)	Yes (ICR)	Yes (ICR)	Yes (ICR)	Yes (ICR)
IR Distance (LEDs)	10m / 32.8ft (18ea)	30m / 98.4ft (28ea)	30m / 98.4ft (24ea)	10m / 32.8ft (24ea)	40m / 131.2ft (42ea)	-
Video Out	1 HD BNC, 1 SD BNC	1 HD BNC, 1 SD BNC	1 HD BNC, 1 SD BNC	1 HD BNC, 1 SD BNC	1 HD BNC, 1 SD BNC	1 HD BNC, 1 SD BNC
PAN / TILT / ROTATE						
Tilt Range	-	-	-	-	-	-10° ~ 190°
Preset	-	-	-	-	-	240ea
FUNCTION						
Sens-Up	Off / x2 ~ x32	Off / x2 ~ x32	Off / x2 ~ x32	Off / x2 ~ x32	Off / x2 ~ x32	Off / x2 ~ x8
Wide Dynamic Range (WDR)	Off / On (Low, Middle, High / 15 Frame)	Off / On (Low, Middle, High / 15 Frame)	Off / On (Low, Middle, High / 15 Frame)	Off / On (Low, Middle, High / 15 Frame)	Off / On (Low, Middle, High / 15 Frame)	True WDR (Off / On, Night Off (Low, Middle, High))
Backlight Compensation (BLC)	Off / On	Off / On	Off / On	Off / On	Off / On	Off / On
HSBLC	1 ~ 20 Level Adjustable	1 ~ 20 Level Adjustable (All Day / Night Only)	1 ~ 20 Level Adjustable (All Day / Night Only)	1 ~ 20 Level Adjustable (All Day / Night Only)	1 ~ 20 Level Adjustable (All Day / Night Only)	HLC On / Off Level 0~20, Color : Black, White, Yellow, Cyan, Green, Magenta, Red, Blue
Smart IR (IR Optimizer)	0 ~ 15 Level Adjustable	0 ~ 20 Level Adjustable	0 ~ 20 Level Adjustable	0 ~ 20 Level Adjustable	0 ~ 20 Level Adjustable	-
Digital Noise Reduction	2D, 3DNR	2D + 3DNR (Off / Low / Middle / High)	2D + 3DNR (Off / Low / Middle / High)	-	-	2D+3DNR (Off / Low / Middle / High)
De-Fog	-	Off / On	Off / On	Off / On	Off / On	Off / On
ENVIRONMENTAL						
Outdoor Ready	-	-	IP66	IP66	IP66	IP66
Operating Temperature	-10°C ~ +50°C (+14°F ~ +122°F) (Humidity : 0% ~ 90%)	-10°C ~ +50°C (+14°F ~ +122°F) (Humidity : 0% ~ 90%)	-10°C ~ +50°C (+14°F ~ +122°F) (Humidity : 0% ~ 90%)	-10°C ~ +50°C (+14°F ~ +122°F) (Humidity : 0% ~ 90%)	-10°C ~ +50°C (+14°F ~ +122°F) (Humidity : 0% ~ 90%)	-30°C ~ +55°C (-22°F ~ +131°F) (Humidity : 0% ~ 95%)
ELECTRICAL						
Power Source	DC 12V	12VDC, 24VAC	12VDC, 24VAC	DC 12V	12VDC, 24VAC	12VDC / 24VAC (Heater & Fan 24VAC)
Power Consumption	4.56W	4.8W	4.8W	6W	7.2W	12.0W (Heater & Fan 50.0W)



Direct View

Bringing You the Ultimate Surveillance Experience

IDIS offers a complete line of surveillance-grade monitors designed to meet stringent demands from the IP surveillance industry

Combining our expertise in image processing technology and in-depth understanding of the video surveillance industry, IDIS surveillance monitors provide an array of surveillance-oriented features, which allow for longer lifetime, anti-image sticking, energy savings, and VESA compliances. Our exclusive range of surveillance monitors feature industry-leading ultra high definition (UHD) to Full HD resolution in various sizes.



SM-U841

Built to Run 24/7

IDIS monitors provide superior color reproduction with the reliability and quality to run 24/7.

Ultra Wide Viewing Angles, Super Multi-domain Vertical Alignment

IDIS offers exceptionally wide horizontal and vertical viewing angles. Super clear technology also provides a high contrast ratio and remarkable black levels clearly emit the darkest areas of an image.

Commercial Grade "A" Panels

IDIS surveillance monitors are built with commercial grade "A" panels for superior color reproductions, low defect ratio, etc.

LED Backlight Technology

See a brighter, sharper picture with more vibrant colors. LED backlight technology offers superior benefits compared to CCFL LCDs, in terms of reduced energy consumption, better contrast and brightness, greater color range, a faster response to changes in scene, and exceptionally accurate image rendering.

IDIS

4K UHD LCD Monitors

Maximize desk space in your control room with the ability to view four cameras from a single monitor and maximize the resolution of your megapixel cameras

The IDIS UHD surveillance monitors are specifically designed for use in a variety of surveillance applications. Featuring industry-leading UHD resolution (3840 x 2160) S-IPS technology with LED backlight, IDIS DirectView monitors produce life-like color and exceptional detail with a 178° viewing angle.



24/7 Operational 50,000 Hour Lifetime

Featuring advanced backlight control, IDIS 4K monitors provide an industry-leading super lifetime of 50,000 hours.



84" 4K UHD Surveillance LCD Monitor

When in a mission critical surveillance control room environment, DirectView UHD surveillance monitors provide operators with extensive visual information and enhanced clarity.



178° True Wide Viewing

DirectView monitors produce crystal clear images from any viewing angle by maintaining high color fidelity, low gamma distortion, and a high contrast ratio.



Eco-friendly, Low Power Consumption



Utilizing the latest LED backlighting technology, the SM-U841 monitor provides exceptional energy efficiency by consuming 30% less power than conventional CCFL monitors.






	UHD LCD Monitor	Full HD UNB Video Wall Monitor
	SM-U841	VW-F551
Model Name		
PANEL		
Screen Size	84 Inch	55 Inch
Active Display Area	1,860.48mm (H) x 1,046.52mm (V)	1,209.6mm (H) x 680.4mm (V)
Max. Resolution	3840 x 2160 @ 120Hz	1920 x 1080 @ 60Hz
Panel Technology	IPS (In-Plane Switching)	IPS (In-plane Switching)
Anti-Glare	Yes	Yes
Pixel Pitch	0.4845mm (H) x 0.4845mm (V)	0.63mm (H) X 0.63mm (V)
Brightness	350cd/m2	500cd/m2
Contrast Ratio	1400:1	1400:1
Aspect Ratio	16:9	16:9
Viewing Angle (H / V)	178° / 178°	178° / 178°
Display Color	1.06 Billion	1.06 Billion (10bit)
Response Time	< 8ms	< 12ms
Refresh Rate	120Hz	60Hz
INTERFACE		
HDMI In	2 (HDMI 1.4)	1
Display Port	1 (1.1a Ver.)	1 (1.1a Ver.) Input / 1 (1.1a Ver.) Output *
VGA In	1	1
DVI In	1	1
Audio Input	1 (3.5 Stereo Jack)	-
Audio Output	1 (3.5 Stereo Jack)	-
BNC Video In	-	1
BNC Video Out	-	-
S-Video In / Out	-	-
Component Y / Pb / Pr In	-	-
RS232	1	1
GENERAL		
Outline Dimensions (W x H x D)	1,910mm x 1,102mm x 90.5mm (75.2" x 43.3" x 3.5")	1,213.4mm x 684.2mm x 86mm (47.7" x 26.9" x 3.3")
Bezel	-	3.6mm (Bezel to Bezel)
Net Weight	68kg (150lb)	24kg (52.9lb)
Material / Color	Metal / Black	Metal / Black
Warranty - Parts / Labor	3 Year / 3 Year	3 Year / 3 Year
MTBF	50,000 Hours	60,000 Hours
Power Supply	AC 100 ~ 240V 50/60Hz	AC 110 ~ 127V 50/60Hz, 220 ~ 240 50/60Hz
Power Consumption	500W	240W
Power Savings (DPMS)	Yes	Yes
Operating Temperature	0°C ~ 40°C (32°F ~ 104°F)	5°C ~ 35°C (41°F ~ 95°F)
Storage Temperature	-20°C ~ 60°C (-4°F ~ 140°F)	0°C ~ 40°C (32°F ~ 104°F)
Built-In Speakers	Yes (10W x 2)	-
Remote Control	Yes	Yes
VESA Mount Size	600mm x 600mm / M8 Screw	600mm x 400mm / M8 Screw
EXTERNAL CONTROLS		
IR Sensor (For Remote Control)	Detachable	Built-in
Serial In / Out	RS232-C Daisy Chain	RS232-C Daisy Chain
USB	For Firmware Update	For Firmware Update




* Display Port Pass Through up to 10 x 10


Network Accessories


	Network Keyboard	Long Reach PoE Extender
Model Name	NK-1200	DA-LP1101R / DA-LP1101T
		
Key Features	<ul style="list-style-type: none"> · Remote control of NVRs, network video transmitters, network video receivers and network cameras via network connection · Control of NVRs by using a USB mouse via network connection · Two-way audio communication · Convenient firmware upgrades via either the USB port or ethernet · Firmware duplication and auto-recovery functions to enhance system stability · Management of multiple network keyboards via network connection · Programmable by using the LCD screen · Supports PoE (IEEE 802.3af class 0) 	<ul style="list-style-type: none"> · Up to 500m PoE transmission between devices using UTP cabling · Up to 700m DATA transmission between equipments using UTP cabling · Plug-and-play without any required PC setting · Supports 1Gbps / IEEE802.3at for PoE Injector · Supports 1Gbps / IEEE802.3at / 100m for PoE Repeater

	Ethernet Over Coax Device	Single Port PoE Injector	Single Port PoE Repeater	SFP Module	
Model Name	DA-EC3101R DA-EC3101T	DA-PI2101	DA-PR1101	FTLF1318P-3BTL	FTLF8519P-3BTL
					
Key Features	<ul style="list-style-type: none"> · Makes it possible to install Full HD network cameras using existing coaxial cables · Supports PoE (IEEE 802.3af, IEEE802.3at) · Supports plug-and-play without setting up special IP addresses · Supports data transfer up to 600m 	<ul style="list-style-type: none"> · Up to 30W of PoE power feeding on two pairs · Compatible with IEEE 802.3af, IEEE 802.3at · Protects low power devices to receive only the power they need · Automatic detection and protection of non-standard ethernet terminals · Parallel slide-in design for easy installation 	<ul style="list-style-type: none"> · Compatible with IEEE 802.3af · Supports data transfer up to 130m distance · A maximum distance of 230m can be achieved between the NVR and Camera via a DA-PR1101 · Supports PoE switch off function via PoE On / Off switch · Supports plug-and-play without setting up special IP addresses 	<p>FTLF1318P3BTL</p> <ul style="list-style-type: none"> · Up to 10km on 9/125µm SMF · Up to 1.25Gb/s bi-directional data links · Hot-pluggable SFP footprint · 1310nm Fabry-Perot laser transmitter · Compatibility with DH series and DA-MC1101 <p>FTLF8519P3BNL</p> <ul style="list-style-type: none"> · Up to 2.125 Gb/s bi-directional data links · Hot-pluggable SFP footprint · 850nm Oxide VCSEL laser transmitter · Compatibility with DH series and DA-MC1101 	

	DirectIP PoE Switch		DirectIP Gigabit PoE Switch	
Model Name	DH-2010P	DH-2018P	DH-2212PF	DH-2128PF
				
Key Features	<ul style="list-style-type: none"> Individual port for data transmission to DirectIP NVR PoE (IEEE 802.3af, IEEE 802.3at) compliant Maximum per-device PoE delivery of 70W available for 1 to 8 RJ45 ports Central power control for greater network utility Supports 10 RJ45 ports 	<ul style="list-style-type: none"> Individual port data transmission to DirectIP NVR PoE (IEEE 802.3af, IEEE 802.3at) compliant Maximum per-device PoE delivery of 140W available for 1 to 16 RJ45 ports Central power control for greater network utility Supports 16 RJ45 ports 	<ul style="list-style-type: none"> Individual port data transmission to DirectIP NVR PoE (IEEE 802.3af, IEEE 802.3at) compliant Maximum per-device PoE delivery of 140W available for 1 to 8 RJ45 ports Central power control for greater network utility Supports 10 RJ45 ports and 2 SFP slots 	<ul style="list-style-type: none"> Individual port data transmission to DirectIP NVR PoE (IEEE 802.3af, IEEE 802.3at) compliant Maximum per-device PoE delivery of 400W available for 1 to 24 RJ45 ports Central power control for greater network utility Supports 26 RJ45 ports and 2 SFP slots

	Encoder		
Model Name	DE-1104	DE-1108	HE-1101
			
Video Compression	H.264 (MP), M-JPEG	H.264 (MP), M-JPEG	H.265, H.264, M-JPEG, Intelligent Codec
Video Input	4 BNC Composite	8 BNC Composite	1 HDMI, 1 VGA
Max. Video Resolution	D1 : 720 x 480 / 720 x 576 (NTSC / PAL) 960H : 960 x 480 / 960 x 576 (NTSC / PAL)	D1 : 720 x 480 / 720 x 576 (NTSC / PAL) 960H : 960 x 480 / 960 x 576 (NTSC / PAL)	1920 x 1080
Frame Rate	30ips @ 960H per Channel	30ips @ 960H per Channel	30ips @ 1920 x 1080
Multi Streaming Video	Quadruple Stream	Quadruple Stream	Quadruple Stream
Max. Network Throughput	48Mbps	64Mbps	10Mbps
Audio In / Out	4 RCA / -	4 RCA / -	1 (3.5mm)
PTZ Support	Yes (RS485)	Yes (RS485)	-
Trigger Events	Motion Detection, Video Loss, Tampering	Motion Detection, Video Loss, Tampering	-
PoE (Class)	Yes (IEEE 802.3af Class 3)	Yes (IEEE 802.3af Class 3)	Yes (IEEE 802.3af Class 3)
Power Source	12VDC, PoE	12VDC, PoE	12VDC, PoE
Power Consumption	10W	10W	10W
Approvals	FCC, CE, KC	FCC, CE, KC	FCC, CE, KC


	Decoder
Model Name	DD-1216
	
Video Compression	H.265, H.264
Video Input	16ch IP
Video Input Resolution	Up to 12MP
Supported Devices	DirectIP NVR, IDIS IP Camera
Video Outputs	1 HDMI, 1 VGA, 1 CVBS
Display Resolution	HDMI, VGA : 3840 x 2160, 2560 x 1440, 1920 x 1200, 1920 x 1080, 1680 x 1050, 1600 x 1200, 720 x 576, 420 x 480 CVBS : 640 x 480
Display Speed	Up to 480ips
Max. Network Throughput	50Mbps
Network Connection	Gigabit Ethernet x 1
PoE (Class)	Yes (IEEE 802.3af Class 0)
Power Source	12VDC, PoE
Power Consumption	12.7W
Approvals	FCC, CE, KC

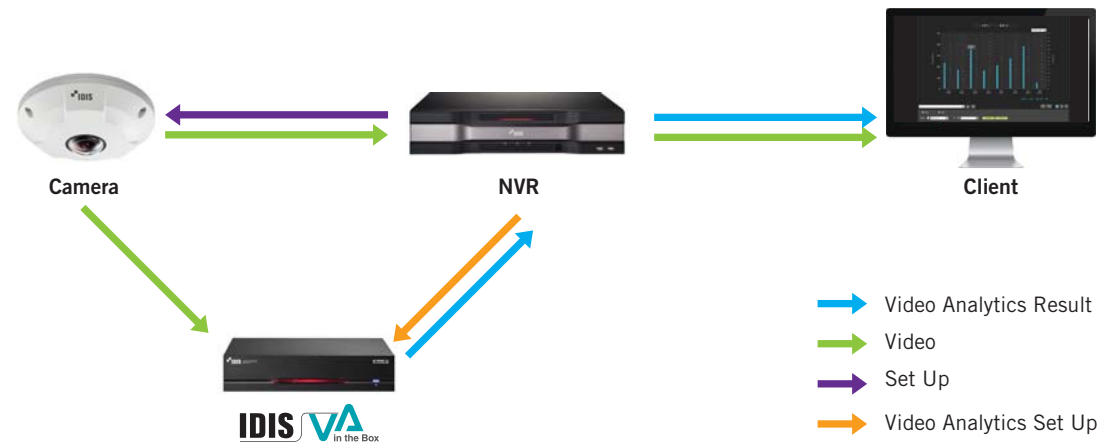
	4 Bay eSATA Storage
Model Name	DA-ES1104
	
Interface	eSATA x 1
Number of Drives	SATA II x 4
Drive Size	3.5"
Drive Type	SATA II
Type and Rate	SATA II (3Gbps)
RAID	0, 1 + 0, 5
Max Drive Capacity	24TB (Up to 6TB per Bay)
Dimensions (W x H x D)	480mm x 44mm x 346mm (18.9" x 1.7" x 13.6")
Weight	6.4kg (14.11lb)
Operation Temperature	0°C ~ 45°C (32°F ~ 113°F)
Power Input	100V ~ 240VAC, 0.6-0.3A, 50/60Hz
Power Consumption	Max. 40W
Approvals	FCC, CE



IDIS VA in the Box is one of the most powerful tools available for making businesses more competitive, giving you access to the information needed to make the best decisions possible. The data generated by the People Counting, Queue Management, Heatmaps and Analytic Reports functions gives you a chance to learn more about your customers, their behaviors, and their needs and demands.



VA in the Box	
Model Name	DV-1104 
Key Features	<ul style="list-style-type: none"> · Specialised in DirectIP NVR · Supports 4ch IP Camera · Supports People Counting · Supports Heatmaps · Supports Queue Management
DECODER	
Video Compression	H.265, H.264
Video Inputs	4ch IP
Supported Devices	DR-6308P, DR-6316PS, DR-6332PS, DR-8364 DR-8364D, DR-2304P, DR-2308P, DR-2316P
Max. Network Throughput	20Mbps
Network Connection	Gigabit Ethernet x 1
VA Support	People Counting Heat maps Queue Management (Max. 3 queues)
GENERAL	
Dimension (W x H x D)	200mm x 44mm x 153mm (7.9" x 1.7" x 6.0")
Unit Weight	0.74kg (1.6lb)
Operating Temperature	0°C to 40°C (32°F ~ 104°F)
Shipping Weight	1.22kg
PoE(class)	Yes (IEEE 802.3af Class 3)
Power source	12VDC, PoE
Power Consumption	6.6W
Approvals	FCC, CE, KC



Analytic Reports Reports and graphs

Report with graphs and thumbnails by setting a time period. Periodical analysis for each feature is available through the VMS "VA report" tab. You can check hourly/daily/weekly/monthly data in detail by simply entering a date and time. The data from the People Counting, Queue Management, and Heatmaps functions can be reviewed individually or collectively.



People Counting

Count, track, and analyze shoppers

Know exactly how many people come and go. You can find the difference between the estimated and actual floating population. The management and administration through People Counting is essential for places requiring high-level security, such as an airport. Expected number of visitors can be predicted by accumulated data and appropriate action can be made in advance.



Heatmaps

Visualize visitor footfall and behavior

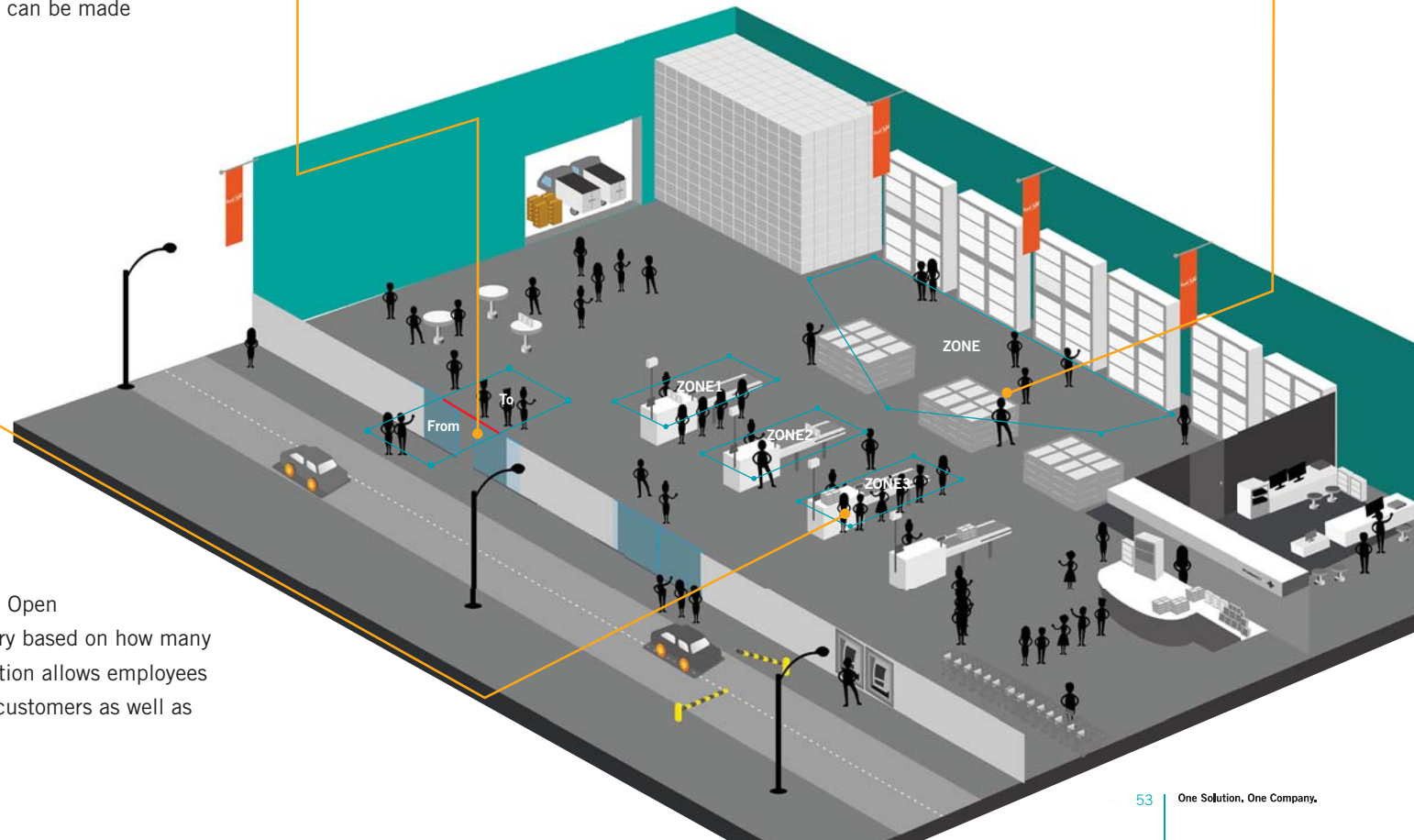
Highlight where people spend time and what they interact with. This is utilized to determine the best location where exposure needs to be maximized, such as new product zones or areas with sluggish sales. It can also be used to select the best locations for advertisements and promotional materials.



Queue Management


Reduces customer wait times

Manage your lines and enhance customer satisfaction. Open and close the appropriate amount of counters necessary based on how many customers are in line. Operated by an alarm, this function allows employees to provide quick and accurate service to their waiting customers as well as an efficient internal shift-change system.



IDIS ANPR

Ground breaking accuracy
combined with
plug-and-play functionality



Limitations of Current ANPR

Imaging software and surveillance equipment have developed dramatically in recent years. However, mainstream ANPR systems have lagged behind, remaining largely dependent on technologies that haven't kept pace with recent advances in imaging and computing science. As a result, they fall short of current requirements for reliable quality, high performance and ease of use. What's more, customers typically find themselves locked into inflexible legacy systems that need constant reconfiguration, adding to the strain on operational resources.

Introducing Next Generation ANPR from IDIS

IDIS have teamed up with 4Sight Imaging, an expert advanced imaging science technology company, to transform automated number plate recognition (ANPR) surveillance monitoring. By coupling a high performance, specialist IDIS 2MP ANPR camera with 4Sight image analysis software, IDIS offers a simple, fast deployment, a radically improved user experience, measurable savings and multiple performance benefits compared to traditional ANPR technologies. This is further demonstrated by this leading image analysis technology proving ten times more accurate in independent comparative testing.

The New Gold Standard

The IDIS ANPR solution utilizes patented plug-and-play technology to eliminate common ANPR challenges, complexity and need for ongoing maintenance. Utilizing the next generation IDIS camera and advanced image analysis, delivers world-class accuracy over a wide range of operating conditions to enhance security and surveillance, drive operational efficiencies and improve profitability. IDIS ANPR is powered by self-configuring adaptive appearance modelling technologies to ensure extremely high performance and reliability. Open architecture principles ensure seamless compatibility with computing architectures and with all IDIS solutions and products to establish a new gold standard in ANPR performance.



Key Features

- Excellent reliability and industry-leading levels of accuracy in all conditions
- True multi-lane capability with no overlaps from one camera
- Wide field of view, superior image quality and high performance accuracy
- Plug-and-play simplicity to maximize ease of deployment
- Greater flexibility in camera and equipment positioning
- Reduced complexity to enable easy operation and maintenance by non-experts
- Seamless integration with all IDIS surveillance platforms
- Future-proof technology offering forward compatibility with future generation IDIS cameras as well as system architectures and processing power


Key Benefits

IDIS ANPR delivers a variety of tangible benefits including:

- Significant cost reductions and low cost of ownership
- Enhanced safety and security
- Improved surveillance with high quality evidential images
- Operational efficiencies via automation of manual tasks
- Increased profitability from commercial operations
- Improved reporting and compliance
- Rapid return on investment

Ordering Information

IDIS Model#	Description
IDIS ANPR 4M	4m FOV ANPR
IDIS ANPR 8M	8m FOV ANPR

2MP IR Bullet Camera for ANPR	
DC-T1244WR	
Model Name	
Image Sensor	1/2.8" CMOS
Max. Resolution	1920 x 1080
Lens Type	Motorized Vari-focal
Focal Length	f = 9mm - 22mm
Aperture	F1.5 - 2.8
Iris Control	DC Auto Iris
Angular Field of View	Wide : 35.7° (H), 19.4° (V), 41.2° (D) Tele : 14.9° (H), 8.3° (V), 17° (D)
Min. Illumination	Color : 0.5 Lux @ F1.5 B/W : 0 Lux (IR LED On)
S/N Ratio	More than 32dB
Dynamic Range	74.7dB
Backlight Compensation	On / Off / HSBLC
Electronic Shutter Speed	Auto / Manual (1/30 ~ 1/8000), Anti-flicker, Slow Shutter (1/7.5, 1/15)
Day and Night	IR Cut Filter with Auto Switch
IR Distance (LEDs)	50m / 164ft (40ea)
Video Out	1 BNC
Video Compression	H.264 (MP), M-JPEG
Max. Frame Rate	30ips : 1920 x 1080
Audio Compression	-
Ethernet	RJ45 (10/100 BASE-T)
Trigger Event	Motion Detection, Audio Detection, Tampering, Trip Zone
Vandal Proof Casing	IK10
Outdoor Ready	IP66
Operating Temperature	-10°C ~ +50°C (+14°F ~ +122°F) *Starting Up at Above 0°C (32°F)
Operating Humidity	0% ~ 90%
Power Source	12VDC
Power Consumption	9.6W



IDIS SOLUTION SUITE

IDIS Solution Suite Expert is a program that manages multiple NVRs and IP cameras for large-scale applications.

Administration

The IDIS Solution Suite Administration service module defines an IDIS Solution Suite system whereby all other service modules are registered to the module to enable centralized management of access privileges and device management, such as device FW upgrade, remote device configuration, and configuration of all the other IDIS Solution Suite service modules in use.

Monitoring

The IDIS Solution Suite Monitoring service module allows centralized event dispatch services allowing you to route a specific set of events to a specific (group of) user(s) based on the event types, schedule, and user groups. For example, system health-related events can be routed to maintenance department operators, while other events can be routed to loss prevention department operators.

Streaming

The IDIS Solution Suite Streaming service module allows up to 64 remote users to access live video stream.

Recording

The IDIS Solution Suite Recording service module is where video is recorded directly from IP cameras or IP video encoders. This module running on a PC server platform can be configured to utilize a centralized storage solution with a much bigger size, such SAS or iSCSI/SAN. In addition, it allows you to add up to 64 IDIS Solution Suite Recording service modules to your IDIS Solution Suite System.

Redundant

The IDIS Solution Suite Redundant recording module allows users to provide a tandem recording. Users can create redundant video in a separate server, which can be located in a remote location. In the event of the primary IDIS Solution Suite recording server being destroyed, your data is then protected in a remote location.

Backup

The IDIS Solution Suite Backup service module can be used to provide an offline backup of video. This service module allows you to choose a set of cameras to be archived on a pre-programmed schedule, which also enables you to archive your video, while minimizing network traffic during your peak hours of operation. Further, the IDIS Solution Suite Backup service provides two additional options to maximize the data retention period of your offline backup storage; summary backup and event video only backup mode.

Video Wall

With the IDIS Solution Suite Video Wall service, you can address any camera from DirectIP™ NVRs, DirectCX TVRs, or DirectIP cameras recorded on the IDIS Solution Suite Recording server in a unified way using the network keyboard, NK-1100. Plus, you can furnish up to 384 monitors with the Video Wall service module.

Federation

IDIS Solution Suite Federation module works in a very similar way to the IDIS Solution Suite Administration service module by enabling you to create a federation of multiple IDIS Solution Suite systems. This service module allows for the centralized management of access privilege control over devices registered to multiple IDIS Solution Suite systems.

IDIS Solution Suite Federation also allows your video surveillance system to grow into a practically unlimited number of cameras. For example, each IDIS Solution Suite system can manage up to 1,024 devices, and each device can have up to 64 IP cameras (DR-8364). Each IDIS Solution Suite system can handle up to 64,000 cameras, and the IDIS Solution Suite Federation allows multiples of these systems.

Failover

IDIS Solution Suite Failover service modules provide service grade redundancy. The Failover services can be applied to different service modules, such as Administration, Federation, Recording, Streaming or Video Wall services.

If one of the PC servers fails or if one of the services is interrupted, the corresponding Failover module will take over the operation with minimal interruption. If the failed servers or services are recovered, the operation will recover and return to normal operation.

IDIS Client



IDIS CENTER

IDIS Center is a central management software solution that supports live monitoring, video playback, as well as advanced management tools, including event monitoring, e-maps, and condition monitoring devices.



IDIS MOBILE

You can access a remote NVR, monitor live video images, and search recorded video using an iPhone, iPad, Android phone, and Android tablet PC any time from virtually anywhere.



IDIS WEB

IDIS Web is a program that allows you to view and search video from remote locations over the Internet and can be accessed on a regular web browser. IDIS Web can be downloaded from web browsers in ActiveX format.



IDIS Configuration Tree

BOX / ZOOM



- **DC-B Series** DC-B1101, DC-B1103, DC-B1203, DC-B1203X, DC-B1303, DC-B3303X, DC-B1803
- **DC-Z Series** DC-Z1163, DC-Z1263
- **TC-B Series** TC-B1202

SPEED DOME (2)



- **DC-S Series** DC-S1283WRX, DC-S3583HRX, DC-S3883HRX

SPEED DOME (1)



- **DC-S Series** DC-S1163WH, DC-S1263WH, DC-S1283WHX, DC-S3283WHX

DOME (1)



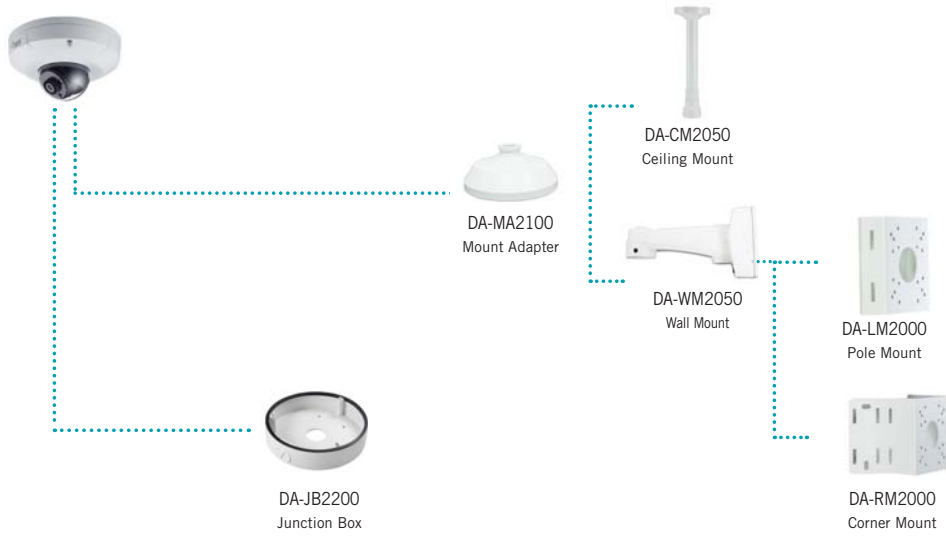
- **DC-D Series** DC-D1111, DC-D1212R, DC-D2212R, DC-D3212RX, DC-D3212RX-N
- **TC-D Series** TC-D1212R

DOME (1-1)



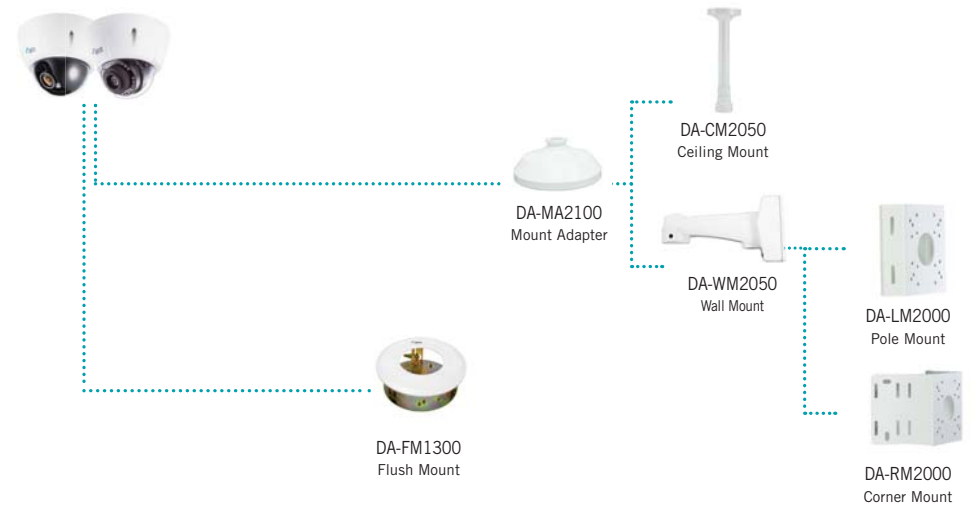
- **DC-D Series** DC-D2233, DC-D2233R
- **TC-D Series** TC-D1222R

DOME (2)



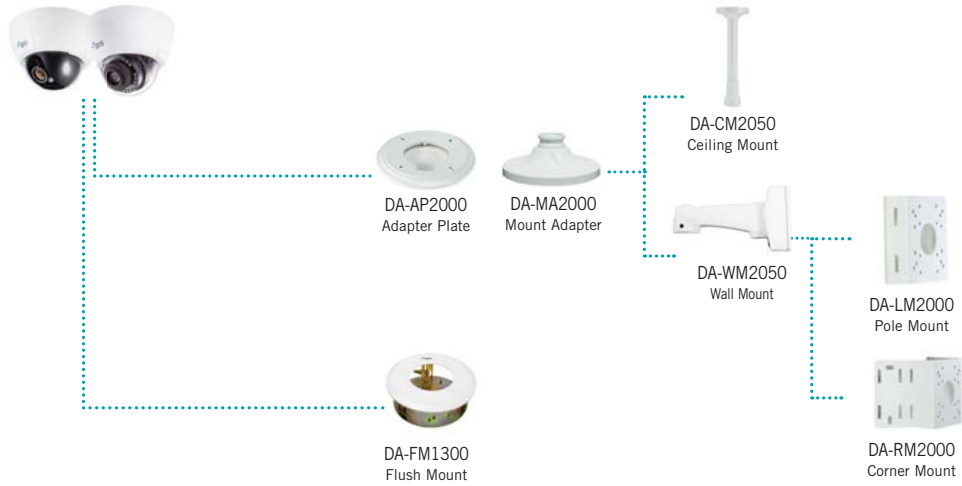
· **DC-D Series** DC-D2212WR

DOME (4)



· **DC-D Series** DC-D1122W, DC-D1122WR, DC-D1123W, DC-D1123WR, DC-D1123WHR, DC-D1223W, DC-D1223WR, DC-D1223WX, DC-D1223WHR, DC-D1323WHR

DOME (3)



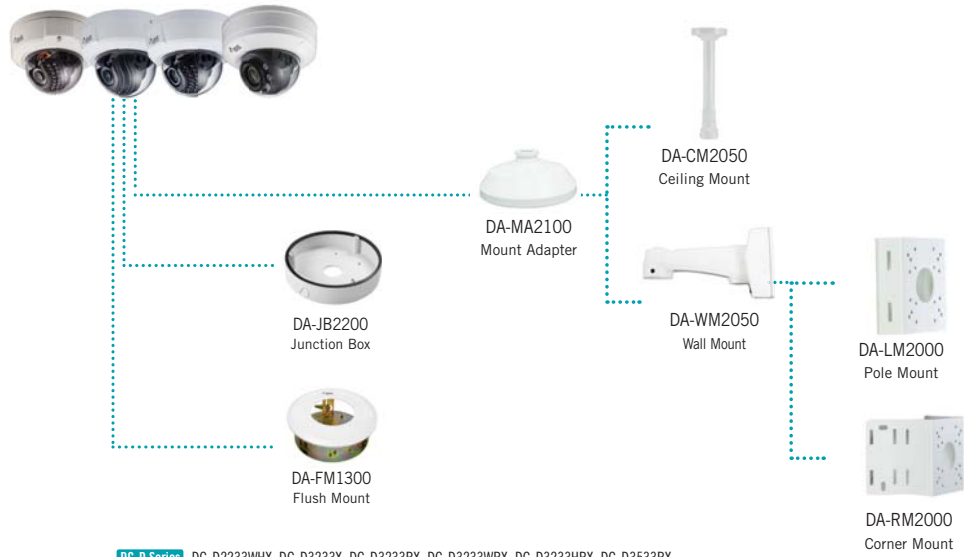
· **DC-D Series** DC-D1122, DC-D1122R, DC-D1123, DC-D1123R, DC-D1223, DC-D1223R, DC-D1323R

DOME (5)

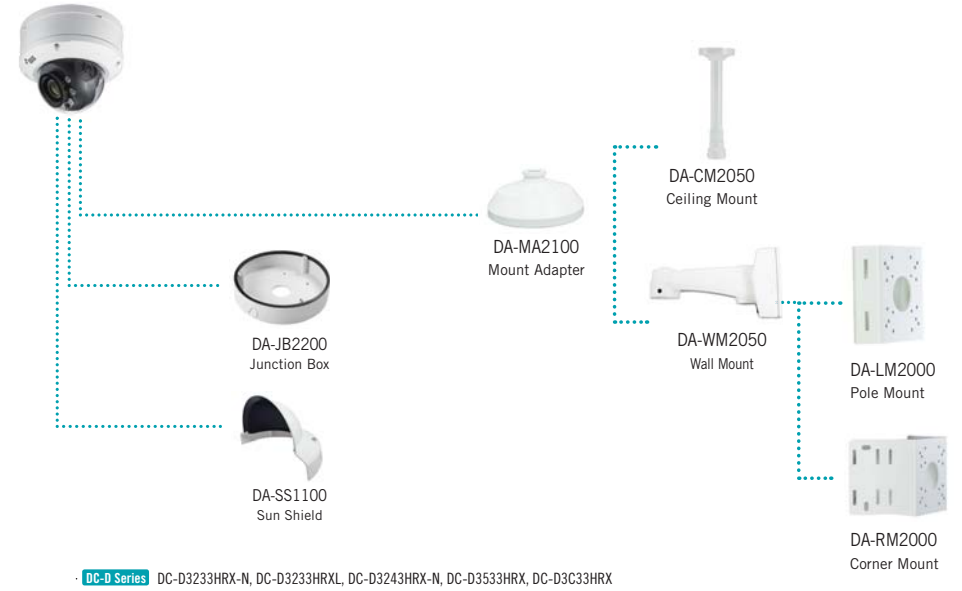


· **DC-D Series** DC-D2233W, DC-D2233WR, DC-D2233WHR
· **TC-D Series** TC-D1222WR

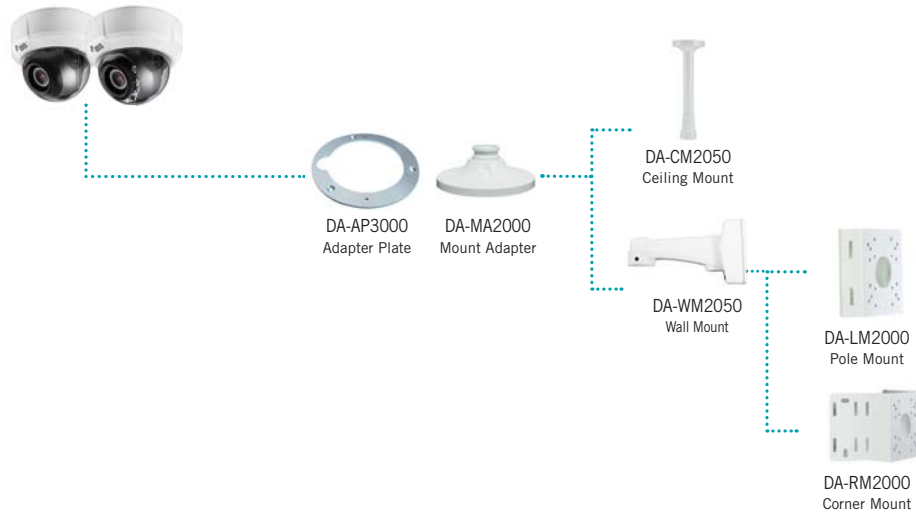
DOME (6)



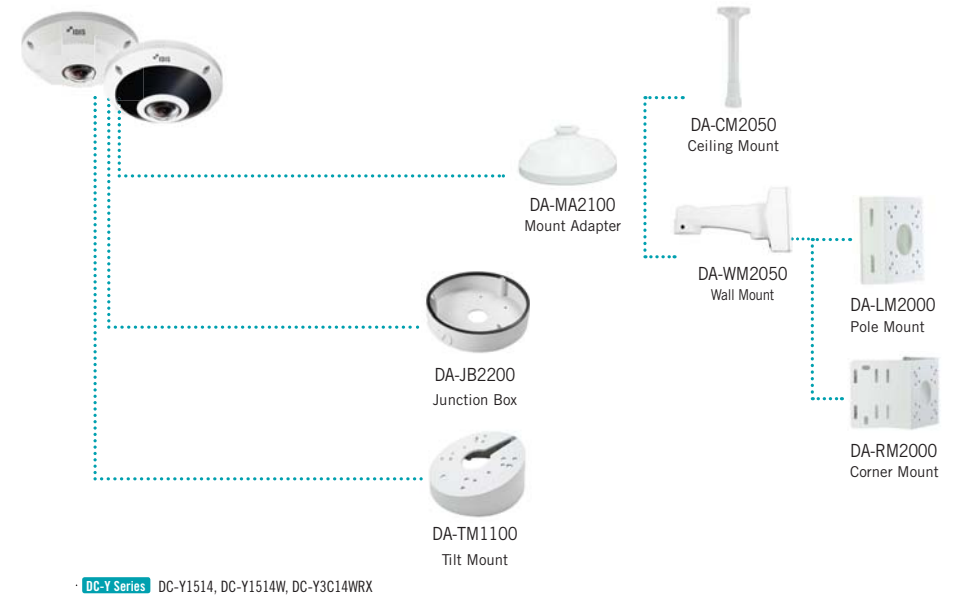
DOME (8)



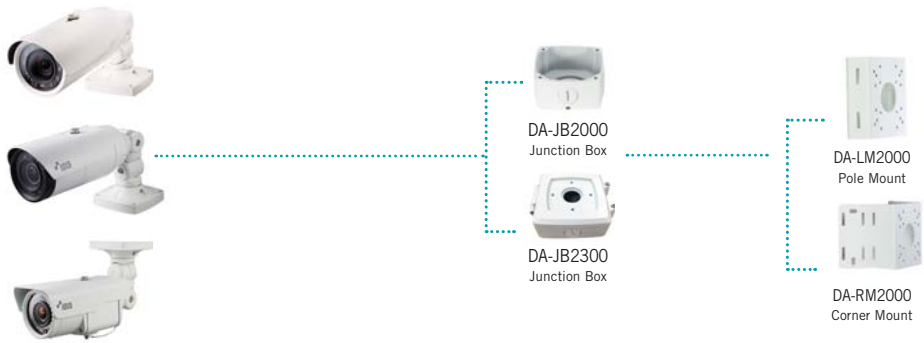
DOME (7)



DOME (9)



BULLET (1)



- **DC-T Series** DC-T1232WR, DC-T1233WHR, DC-T1233WHX, DC-T1234WR, DC-T3233HRX, DC-T3243HRX, DC-T3234HRX, DC-T3233HRXL, DC-T3533HRX, DC-T1833WHR
- **TC-T Series** TC-T1222WR

BULLET (2)



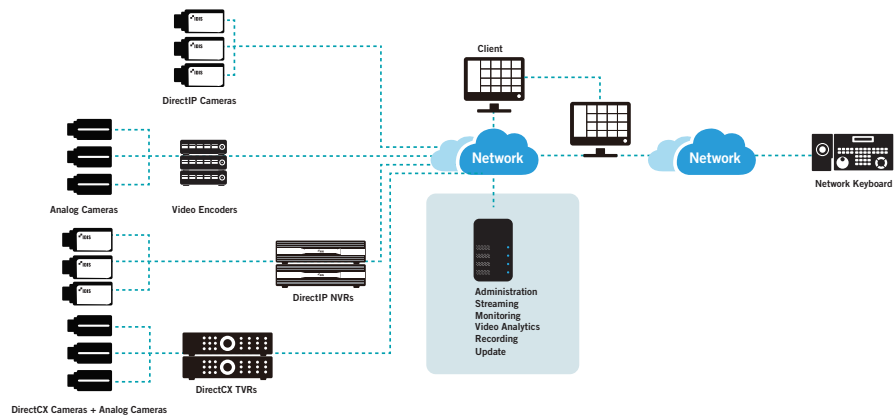
- **DC-T Series** DC-T3C33HRX

 **IDIS** One Solution. One Company.

Applications

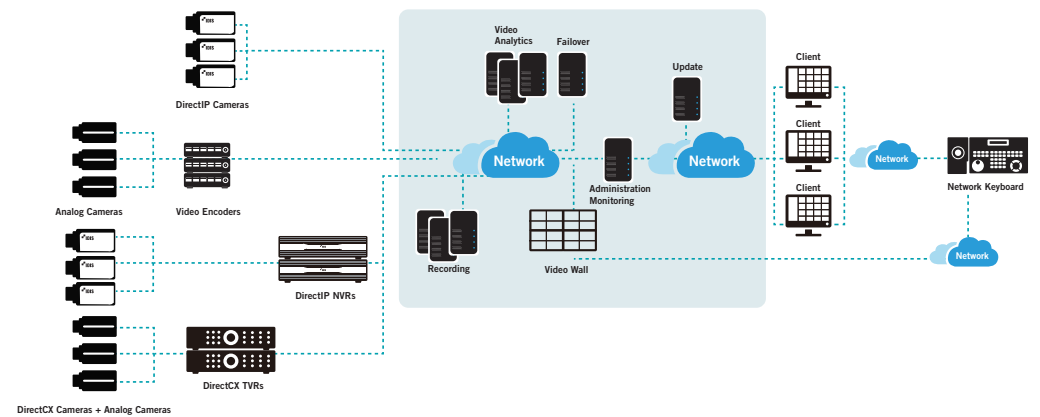
Small Business Installation

- Easy to install
- HD surveillance
- Affordable video solution



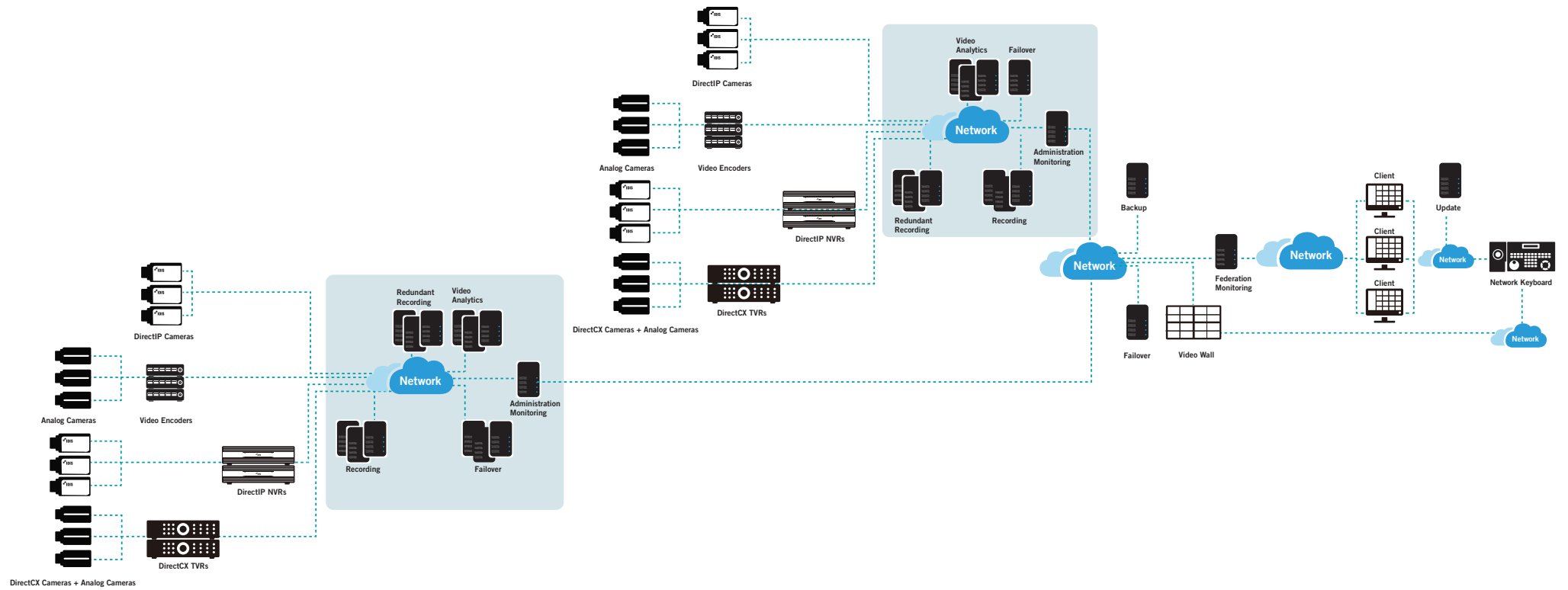
Medium Business Installation

- High performance
- Scalability with DirectIP Gigabit PoE Switch
- Cost effective
- One stop shop solution



Large Enterprise Installation

- Scalability with rich connectivity
- Flexibility enabling legacy and third-party system integration
- Simple integration with IDIS Center





Sales

E uksales@idisglobal.com

Technical Support

Tf 0808 168 6312
(Toll free for UK and Ireland)

E uksupport@idisglobal.com

S idis-uksupport

Monday-Friday 9am-5pm (Except public holidays)

IDIS HQ

IDIS Tower, 344 Pangyo-ro
Bundang-gu, Seongnam-si
Gyeonggi-do, 13493
Republic of Korea

T +82 (0)31 723 5400

F +82 (0)31 723 5100

E sales@idisglobal.com

IDIS America

801 Hammond Street
Suite 200
Coppell, TX 75019
U.S.A.

T +1 469 444 6538

F +1 469 464 4449

E sales_americas@idisglobal.com

IDIS Europe

1000 Great West Road
Brentford, Middlesex
TW8 9HH
United Kingdom

T +44 (0)203 657 5678

F +44 (0)203 697 9360

E uksales@idisglobal.com

IDIS Benelux

De Slof 9
5107 RH
Dongen
The Netherlands

T +31 (0)162 387 247

F +31 (0)162 311 915

E sales@bnl.idisglobal.com

IDIS Middle East

P.O. Box 341037
D-308, DSO HQ Bldg
Dubai Silicon Oasis
Dubai, U.A.E.

T +971 4 501 5434

F +971 4 501 5436

E sales_mena@idisglobal.com

IDIS and identifying product names and numbers herein are registered trademarks of IDIS Co., Ltd. All non-IDIS brands and product names are trademarks or registered trademarks of their respective companies. Product appearance, build status, and/or specifications are subject to change without notice. Copyright © IDIS Co., Ltd. All rights reserved.

* Availability of product may vary by country / region.

* Product specifications in this brochure can change. Please confirm details on our website.

For more information, please visit www.idisglobal.com